



The WÚ Wall Lamp is designed with space saving and utmost functionality in mind. Despite its petite design, the WÚ does not compromise in function. It has two adjustable components: the lamp structure can rotate up to 180 degrees, while the dimmable light source directionally adjust up to 320 degrees. The dual adjustability allows the WÚ to seamlessly serve as both mood lighting, or task lighting. An optional back plate is included for easy fitment over standard J box when needed.

By Chen, Chao Cheng 陳昭成



oatmeal + matt white



champagne gold + matt black



pearl cocoa+ matt black



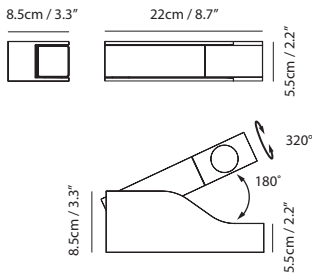
oatmeal + matt white + optional wall plate



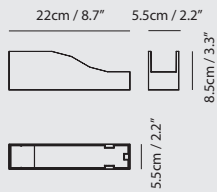
champagne gold + matt black + optional wall plate



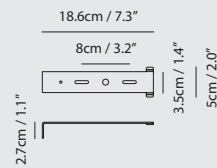
pearl cocoa+ matt black + optional wall plate



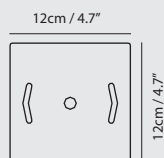
Canopy B17
matt black
matt white



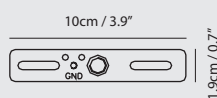
Bracket A41



Optional wall plate B7



Bracket A13



WU Wall

Model
SLD-3980W




Material
steel, aluminum

Light Source
LED 4.5W 2700K CRI95

Dimming
Built-in dimmable driver
(triac dimming)

Weight
1.3kg / 2.9lb

Color

-  pearl cocoa + matt black + square plate
-  champagne gold + matt black + square plate
-  oatmeal + matt white + square plate