



### DESCRIPTION

- EGP300P12AC Magnetic Outdoor Power Supply. Dual Circuit 12/24VAC
  - Black Powder Coated Steel Enclosure
  - Double Circuit: 12/24VAC
  - Total Wattage: 300W max
  - Input Voltage: 120V 60Hz
- Magnetic Transformer total 300W, 2-Circuit, 2x150W with booster tap. Dimmable with any Magnetic Low Voltage Dimmer, by others as long as you cover dimmer's minimum load. The temperature is rated Class B (130°C). The lead maximum operational temperature is 105°C. The enclosure is black powder coated steel, NEMA 3R rated. The wiring compartment has 6 knockout sized for 3/8" screw cable connectors.

### EXTERIOR APPLICATIONS

To avoid overheating the power supply, install it in a ventilated remote location where air flows. Maintain proper spacing among power supplies when multiple power supplies are installed in the same remote location.

### TRANSFORMER

- Temperature class B(130°C)
- Two section bobbin completely separated primary and secondary windings
- Input leads are 18AWG 600V
- Output leads are 12AWG 300V Leads max. operational temperature is 105°C
- Thermal manually reset primary breaker 5A
- 25A per circuit

### Housing

- The actual transformer 300W is encapsulated in the enclosure
- Enclosure Temperature does not exceed 75°C at 45°C ambient and fully loaded
- Dimensions (inch): H = 8, W = 4.1, D = 3.1 Weight (LBs): 0.9

### POWER INPUT

- 120VAC, 60Hz
- Max Input Current at Full Load: 2.8A

### POWER OUTPUT

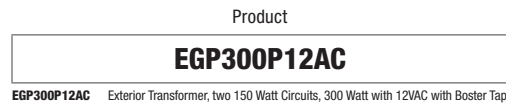
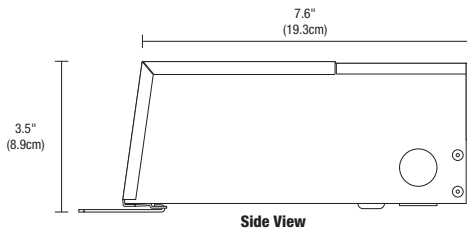
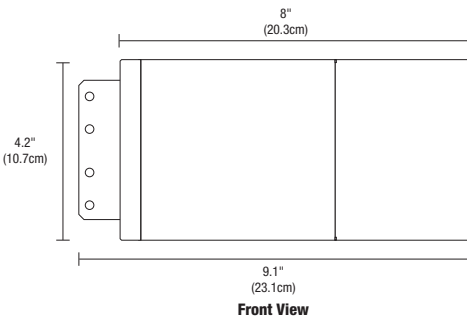
- Output voltage without load: 12.4VAC/ 24.8VAC
- Output voltage fully loaded: 11.8VAC/ 23.8VAC
- Max. Output Current: 25/ 12.5A per circuit
- Efficiency: 93%
- 2x150 Watts maximum
- User booster tap when output voltage is under 10.4 Volts

### DIMENSIONS

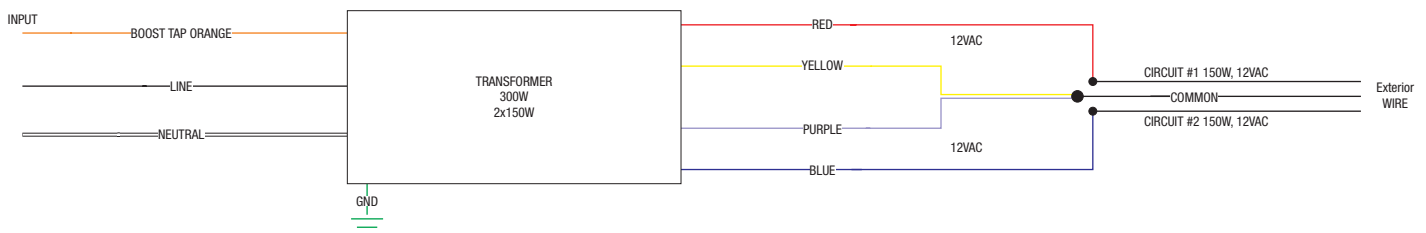
- 8" x 4.2" x 3.5"
- Weight (LBs): 0.9

### DIMMER TYPE

Magnetic Low Voltage Dimmer, by others



### WIRING DIAGRAM: Wiring Diagram for the EGP300P12AV, Exterior Black Powder Coated Steel Transformer



300W, 12VAC LOW VOLTAGE WIRE SIZE CHART (3% VOLTAGE DROP)						
TOTAL CIRCUIT DISTANCE	UP TO 6'	7'-10'	11'-16'	17'-25'	26'-30'	40'-48'
WIRE SIZE	10 AWG	8 AWG	6 AWG	4 AWG	3 AWG	1 AWG

PROJECT	FIXTURE TYPE	DATE	
---------	--------------	------	--