



MONORAIL

12VAC, SYSTEM & COMPONENTS

DESIGNED BY GREGORY KAY



REV 02.14.22

STRAIGHT RAIL

DESCRIPTION

Straight Rail, Monorail System Conductor, in 24" (61cm), 48" (122cm) or 96" (243.8cm) lengths is field cuttable and hand-bendable. Rated for maximum of 25 amps (300 watts at 12 volts, 600 watts at 24 volts). Monorail has a max run length of 30' in any direction. Pair of Conductive Connectors included with each section to connect to other Rail sections. Clear Insulator.

LABELS

Assembled in America



STANDOFFS

- 12: 2
- 24: 2
- 36: 2
- 48: 3
- 60: 3

WEIGHT

- 24": 0.3 lbs. (0.13 kg)
- 48": 0.6 lbs. (0.27 kg)
- 96": 1.2 lbs. (0.54 kg)

FINISHES



Antique Bronze
BZ

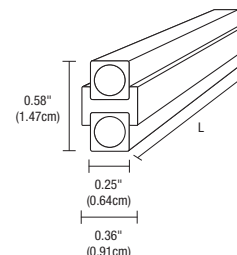


Satin Nickel
SN

System	Length	Finish
M	24	BZ
M Monorail	24 24" (61cm) 48 48" (122cm) 96 96" (243.8cm)	BZ Antique Bronze SN Satin Nickel



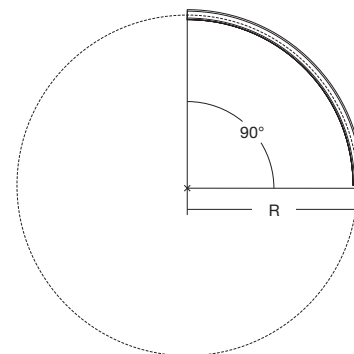
SATIN NICKEL



90° CURVE

Pre-Bent 90° Curve in 12" (30.5cm), 24" (61cm), 36" (91.4cm), 48" (122cm) or 60" (152.4cm) radius options offer versatility for numerous applications. Rated for maximum of 25 amps (300 watts at 12 volts, 600 watts at 24 volts). A pair of Conductive Connectors is included with each piece to connect other Monorail sections. Clear Insulator.

System	Radius (R)	Finish
M	12R	SN
M Monorail	12R 12" (30.5cm) Radius 24R 24" (61cm) Radius 36R 36" (91.4cm) Radius 48R 48" (122cm) Radius 60R 60" (152.4cm) Radius	SN Satin Nickel

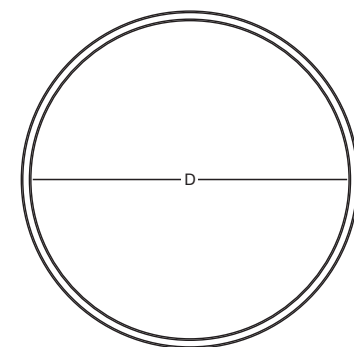


PRE-BENT MONORAIL

CIRCLE

Pre-Bent Circle features clean simple shapes for versatile applications. Rated for maximum of 25 amps (300 watts at 12 volts, 600 watts at 24 volts). Pair of Conductive and Isolating Connectors included. Clear Insulator.

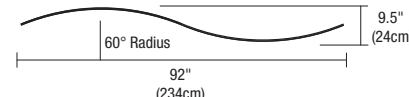
System	Diameter (D)	Finish
M	12R	SN
M Monorail	24C 24" (61cm) Circle 36C 36" (91.4cm) Circle 48C 48" (122cm) Circle 60C 60" (152.4cm) Circle 72C 72" (182.9cm) Circle 84C 84" (213.4cm) Circle 96C 96" (243.8cm) Circle 108C 108" (274.3cm) Circle 120C 120" (304.8cm) Circle	SN Satin Nickel



S-CURVE

Pre-Bent S-Curve with 60° radius and 92" (234cm) linear length features a distinct design ideal for numerous applications. Rated for maximum of 25 amps (300 watts at 12 volts, 600 watts at 24 volts). Includes a pair of Conductive Connectors and two pairs of End Caps. Clear Insulator.

System	Length	Finish
M	92S	SN
M Monorail	92S 92" (234cm) S-Curve	SN Satin Nickel



PROJECT		FIXTURE TYPE		DATE	
---------	--	--------------	--	------	--

STANDOFFS

REV 02.14.22

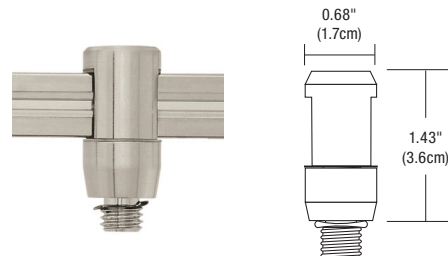
MONORAIL FAST JACK FIXTURE CONNECTOR

The Monorail Fast Jack Fixture Connector attaches any Fast Jack head or pendant to Monorail.

WEIGHT

.10 lb (.045 kg)

System	Type	Finish
MC	FJ	BZ
MC Monorail Connector	FJ Fast Jack	BZ Antique Bronze SN Satin Nickel



1" RIGID STANDOFF

The 1" (2.5cm) Rigid Standoff is compatible with all standard power feed canopies and surface mount transformers. Use standoffs approximately every 3' (91cm) of Monorail run. For the best appearance, place standoffs near the rail end and at the point where two rails connect. Use rigid standoffs for curved runs or runs with heavier fixtures.

WEIGHT

.20 lb (.09 kg)

System	Height	Finish
MS	1	BZ
MS Monorail Standoff	1 1" (2.5cm)	BZ Antique Bronze SN Satin Nickel



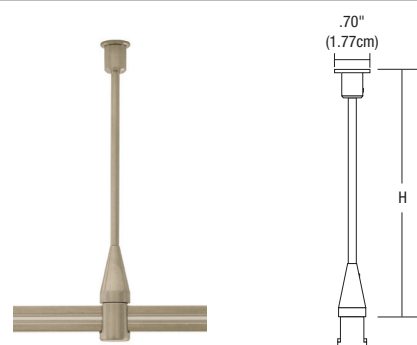
RIGID STANDOFF

Rigid standoffs are available in heights of 4" (10.2cm), 6" (15.2cm), 12" (31cm), 24" (61cm), 36" (91cm), 48" (122cm). Standoffs are field-cuttable and best suited for curved runs or runs with heavier fixtures. For the best appearance, place standoffs near the rail end and at the point where two rails connect.

WEIGHT

.20 - 1 lb (.09 - .45 kg)

System	Height	Finish
MS	12	BZ
MS Monorail Standoff	4 4" (10.2cm) 6 6" (15.2cm) 12 12" (30.5cm) 24 24" (61cm) 36 36" (91.4cm) 48 48" (122cm)	BZ Antique Bronze SN Satin Nickel



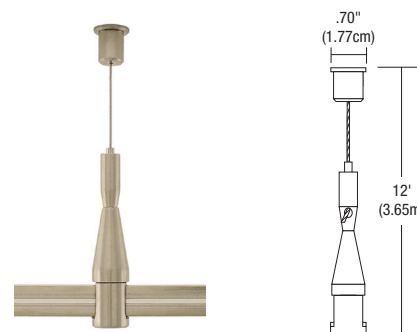
ADJUSTABLE STANDOFF

The Adjustable Standoff provides a clean and minimal look. An integral wire grip adjusts and locks the 12' (3.65m) field-cuttable aircraft cable in place. Best suited for straighter runs. Use a standoff every 3' (91.4cm) of rail. For best appearance, place a standoff at every point where two pieces of Monorail connect.

WEIGHT

.35 lb (.16 kg)

System	Height	Finish
MS	A	SN
MS Monorail Standoff	A Adjustable	SN Satin Nickel



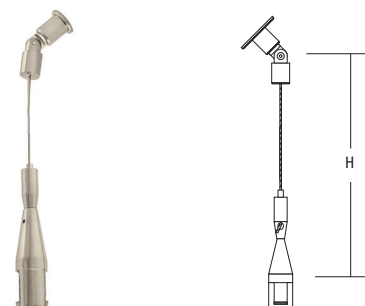
SLOPED CEILING ADJUSTABLE STANDOFF

The Sloped Ceiling Adjustable Standoff provides a clean and minimal look. An integral wire grip adjusts and locks the 12' field-cuttable aircraft cable in place. Use one standoff approximately every 3' of the rail, at corners and joints. Use with sloped ceiling power feed canopies and surface mounted transformers.

WEIGHT

.25 lb (.11 kg)

System	Height	Finish
MS	SLA	BZ
MS Monorail Standoff	SLA 12' (365.8m) Adjustable	BZ Antique Bronze SN Satin Nickel



PROJECT		FIXTURE TYPE		DATE	
---------	--	--------------	--	------	--



POWER FEED CANOPIES

MONORAIL

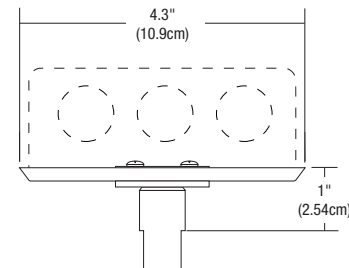
MONORAIL 4" ROUND SINGLE FEED POWER CANOPY

Monorail 4" Round Single Feed Power Canopy powers the rail 1" (2.5cm) from the ceiling and mounts to a standard 4" electrical box with plaster ring or an octagon box. Use with 1" Rigid Standoff and remote transformer: 12 volt - 60, 150, 175 or 300 watt; 24 volt - 300 or 600 watt. Satin Nickel finish.

WEIGHT:

.95 lb (.43 kg)

System	Canopy	Height	Finish
MP	4RD	1	SN
MP Monorail Power Feed	4RD 4.3" (10.9cm) Round	1 1" (2.5cm)	SN Satin Nickel



4" ROUND ADJUSTABLE CENTER FEED CANOPIES

The Adjustable Center Feed Canopy mounts to a standard 4" electrical box with a plaster ring or an octagon box. Available in single or dual feed, the adjustable 12' (3.65m) cable powers any where of the rail where an electrical box cannot be located directly above the system. Use in conjunction with corresponding remote transformers. Satin Nickel finish.

WEIGHT

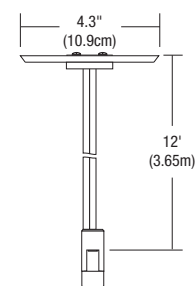
Single Feed 2lb (.9 kg)

Dual Feed 4lb (1.8 kg)

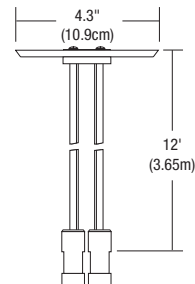
System	Canopy	Height	Finish
MP	4RD	A	SN
MP Monorail Power Feed	4RD 4.3" (10.9cm) Round	A Adjustable Center Feed	SN Satin Nickel
MPD Monorail Power Dual Feed*			

*Limited Quantities, please call for availability.

MP-4RD-A-SN



MPD-4RD-A-SN



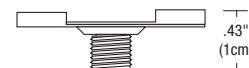
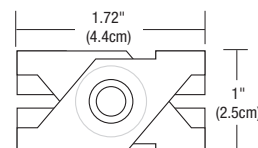
DROP CEILING T-BAR CLIP

The T-Bar clip is used for mounting rigid or adjustable Monorail/Monorail 2 Circuit standoffs to T-Bar grid ceilings. Clips fit on both 9/16" and 15/16" drop ceiling grids. Use one for each standoff. White finish.

WEIGHT

.05 lb (.022 kg)

System	Type	Finish
MS	TBAR	W
MS Monorail Standoff	TBAR 9/16" or 15/16"	W White



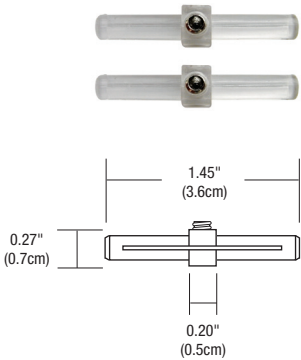
PROJECT		FIXTURE TYPE		DATE	
---------	--	--------------	--	------	--



STRAIGHT ISOLATING CONNECTORS

A pair of translucent straight isolating connectors physically joins and electrically isolates two Monorail sections. All dual power feed canopies include a pair of isolating connectors.

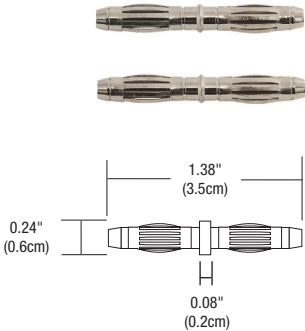
System	Type
MC	SI
MC Monorail Connector	SI Straight Isolating



STRAIGHT CONDUCTIVE CONNECTORS

A pair of straight conductive connectors physically and electrically joins two Monorail sections. Each piece of Monorail includes one pair. Additional pairs are required when rail is cut and rejoined.

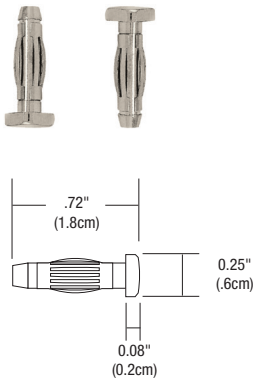
System	Type	Finish
MC	SC	SN
MC Monorail Connector	SC Straight Conductive	SN Satin Nickel



END CAPS

A pair of End Caps pushes into the ends of Monorail runs for a clean finished look. One pair is required for each end.


System	Type	Finish
MC	CA	SN
MC Monorail Connector	CA End Caps	BZ Antique Bronze SN Satin Nickel



ADJUSTABLE END CONNECTOR

The Adjustable End Connector electrically connects a surface mount transformer to a rail end or two sections of Monorail end-to-end. It is comprised of two Monorail end connectors joined with 36" (91cm) of clear adjustable cable.

System	Type	Length	Finish
MC	ME	36	SN
MC Monorail Connector	ME Adjustable Monorail End	36 36" (91.5cm)	SN Satin Nickel* <i>*Limited Quantities, please call for availability</i>



PROJECT		FIXTURE TYPE		DATE	
---------	--	--------------	--	------	--



CONNECTORS

MONORAIL

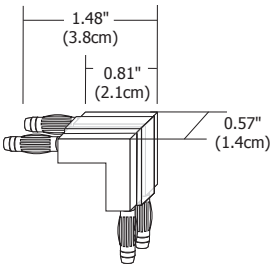



REV 02.14.22

L-CEILING CONDUCTIVE CONNECTOR

The L-Ceiling Conductive Connector physically and electrically joins two Monorail sections at 90° on a horizontal plane. Satin Nickel finish.

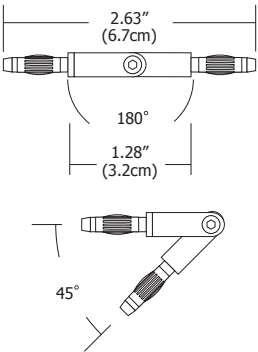
System	Type	Finish
MC	LC	SN
MC Monorail Connector	LC L-Ceiling	SN Satin Nickel



FLEXIBLE CONDUCTIVE CONNECTOR

A pair of Flexible Conductive Connectors physically and electrically joins two Monorail sections at any angle from 45° to 180° on a horizontal plane.

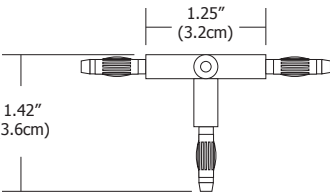
System	Type	Finish
MC	FX	BZ
MC Monorail Connector	FX Flexible	BZ Antique Bronze



T-CONDUCTIVE CONNECTOR

A pair of T-Conductive Connectors physically and electrically joins three Monorail sections at 90° angles. Satin Nickel finish.

System	Type	Finish
MC	TC	SN
MC Monorail Connector	TC T-Conductive	SN Satin Nickel

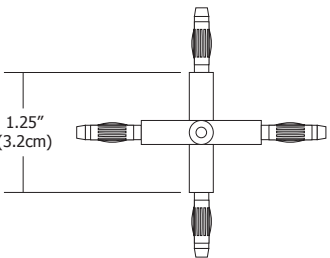



X-CONDUCTIVE CONNECTOR

A pair of X-Conductive Connectors physically and electrically joins four Monorail sections at 90° angles. Satin Nickel finish.

System	Type	Finish
MC	XC	SN
MC Monorail Connector	XC X-Conductive	SN Satin Nickel*

*Limited Quantities, please call for availability



PROJECT		FIXTURE TYPE		DATE	
---------	--	--------------	--	------	--

MONORAIL SURFACE MOUNT ELECTRONIC TRANSFORMER

150W/12VAC

DESCRIPTION

The Surface Mount 150 Watt Electronic Transformer is used on ceilings as an alternative to remote power supply feeds and powers the Monorail from an electrical box within range of the system. The compact, lightweight transformer converts 120 volts to safe-to-touch 12 volt power. The short-circuit protected transformer can be reset at wall switch in the event of a short or overload.

Rail attaches 1" from the ceiling to one or both sides using push-in conductive connectors (included). The transformer powers a total of 150 watts. Use with 1" Rigid Standoffs.

POWER INPUT

- 120 volts AC

POWER OUTPUT

- 12 volt AC, 150 Watts

DIMMER USED

- Electronic Low Voltage Dimmer


GENERAL REQUIREMENTS

- 1" Standoff is used

DIMENSIONS

- 8" (Ø) x 2.06" (H)
(20.3cm x 5.2cm)

FINISH



Antique Bronze
BZ



Satin Nickel
SN

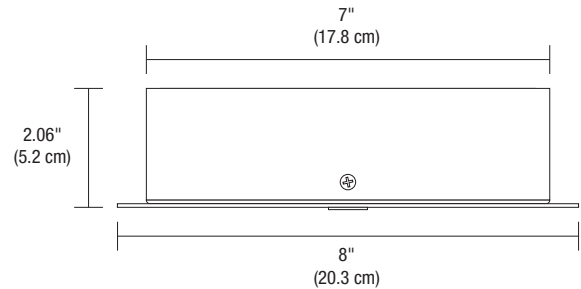
WEIGHT

- 4 lbs (1.8 kg)

System	Power/Voltage Output	Finish
MTE	150L-12	SN
MTE Monorail Transformer Electronic Surface Mount	150L-12 150 Watt, 12 Volt	BZ Antique Bronze SN Satin Nickel



MTE-150L-12-SN



MONORAIL CANOPY MOUNT LED TRANSFORMER

MONORAIL CANOPY MOUNT LED 60W/12V ELECTRONIC TRANSFORMER

The electronic 60 watt 12 volt transformer, features fast acting circuit breaker on low voltage side of transformer. which will shut the system off in case of overload or short and can be easily reset. Satin Nickel finish.

DIMMING

Dimmable with low voltage electronic dimmer

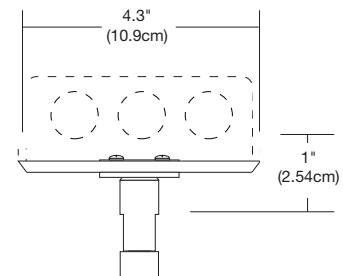
STANDARD MOUNTING

Rail mounts 1" (2.5cm) from ceiling

FINISH

Satin Nickel

Transformer Type	Wattage	Voltage Output	Finish
MTE	60L	12	SN
MTE Monorail Canopy Mount Electronic Transformer	60L 60 Watt LED	12 12 Volt Single Feed	SN Satin Nickel



PROJECT		FIXTURE TYPE		DATE	
---------	--	--------------	--	------	--



300W/12V MAGNETIC REMOTE MOUNT TRANSFORMER

DESCRIPTION

The 300 watt 12 volt magnetic remote mount transformer converts line voltage into 12 volt power and are protected by fast-acting circuit breakers. The safe-to-touch low voltage output powers Monorail systems up to 300 watts using 12 volt lamps. All 12 volt remote magnetic transformers are LED compatible with 12 volt AC LEDs.

POWER INPUT

120 volts AC 2.5 Amp

230 volt AC 1.3 Amp

277 volt AC 1.1 Amp

POWER OUTPUT

12 volts AC 300 watt 25 Amp

INSTALLATION

Remote magnetic transformers must be installed in an accessible location, such as an attic or in a closet, up to 20' from the power feed canopy. Plug in version available. To avoid overheating the transformer, install it in a ventilated remote location where air flows. Maintain proper spacing among transformers when multiple transformers are installed in the same remote location.

DIMMING

Halogen: 600 Watt Magnetic Low Voltage Dimmer. Compatible dimmers are connected on the line voltage side of transformers. Some buzzing may occur at low levels and may be reduced with a de-buzzing coil. Visit www.pureedgelighting.com for up-to-date LED dimming information.

DIMENSIONS

8.75"(L) x 4.4"(D) x 3.8"(H)
(22.2cm x 11.2cm x 9.7cm)

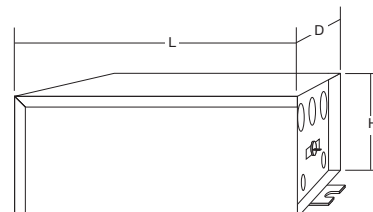
WEIGHT

8.41 lb (3.81 kg)

System	Power/Voltage Output	Voltage
T	300-12	LEAVE BLANK FOR STANDARD 120V
T Remote Transformer	300-12 300 Watt 12 Volt	2 230V 50Hz



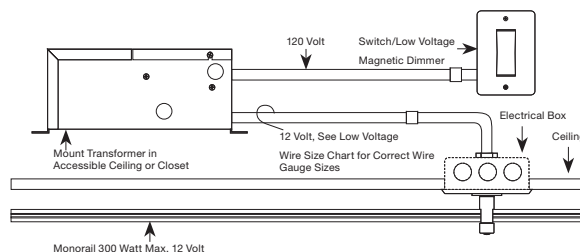
T-300-12



LOW VOLTAGE FEED WIRE SIZE CHART

To determine the correct THHN wire sizes for a recommended 3% or less drop in voltage for each circuit based on the specified wattage. Lengths are the distance from the remote transformer to the system power feed connector, or power supply.

12 VOLT	5 ft.	6-15 ft.	16-20 ft.	21-40 ft.
300 watt	#10 GA	#6 GA	#4 GA	#1 GA



Compatible Power Feed Canopies

System	Canopy	Height	Finish
MP	4RD	1	SN
MP Monorail Power Feed	4RD 4.3" Round Canopy	1 1" (2.5cm)	SN Satin Nickel

System	Canopy	Height	Finish
MP	4RD	A	SN
MP Monorail Power Feed	4RD 4.3" Round Canopy	A 12' (3.7m) Adjustable Cable	SN Satin Nickel

PROJECT		FIXTURE TYPE		DATE	
---------	--	--------------	--	------	--

PSB-60W-12VDC
POWER SUPPLY

DESCRIPTION

LED power supplies transform and regulate power from a line voltage power source into low voltage power for use with LED lighting. The PSB-60W-12VDC power supply accepts input voltage ranging from 100-240 volts AC and outputs 12 volt DC power up to 60 watts
*Electrical Panels using Seimens/Murray AFCI breakers are not compatible with this ELV transformer. Use 0-10 Volt power supplies with this breaker.
**ELV power supplies are not compatible with nLight, use only 0-10 volt or Uni driver power supplies

APPLICATIONS

Indoor or Outdoor

POWER INPUT

100-240VAC, 50/60Hz

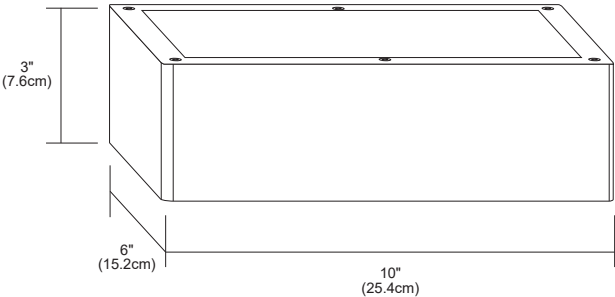

POWER OUTPUT

12 volts DC 5A, 60 watts maximum



DIMENSIONS

10" x 6" x 3"

Product	Wattage	Voltage
PSB	60W	12VDC
PSB Power Supply with Enclosure Box	60W 60 Watts	12VDC 12 Volt DC



Compatible Power Feed Canopies

	System	Canopy	Height	Finish
	MP	4RD	1	SN
	MP Monorail Power Feed	4RD 4.3" Round Canopy	1 1" (2.5cm)	SN Satin Nickel
	MP	4RD	A	SN
	MP Monorail Power Feed	4RD 4.3" Round Canopy	A 12' (3.7m) Adjustable Cable	SN Satin Nickel

PROJECT		FIXTURE TYPE		DATE	
---------	--	--------------	--	------	--