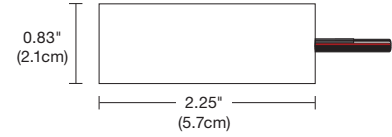


Top View



Side View

## DESCRIPTION

Compact, lightweight remote electronic LED Power Supply\* converts standard 120VAC voltage to 24VDC and features a Soft Start, built in short circuit protection, overload protection, and thermal overload protection. The low voltage output may be dimmed using an electronic low voltage dimmer (Reverse Phase/Trailing Edge). The Power Supply is certified to be used inside a standard Junction Box enclosure. Indoor applications only. 40 watt options available for 240V and 277V inputs.

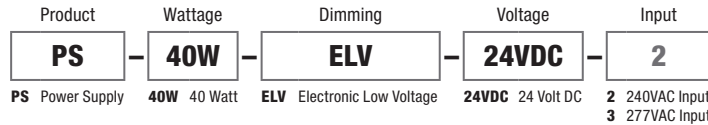
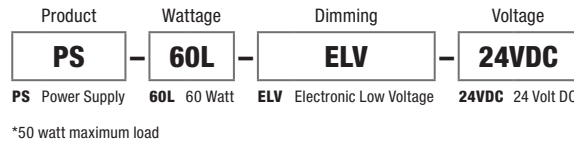
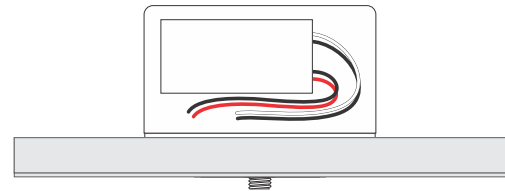
\*Electrical Panels using Seimens/Murray AFCI breakers are not compatible with this ELV transformer. Use UNI driver power supplies with this breaker.  
\*\*ELV power supplies are not compatible with nLight, use only 0-10 volt or Uni driver power supplies

## APPLICATIONS

Indoor\*

\*Maintain proper spacing among power supplies when multiple power supplies are installed in the same remote location.

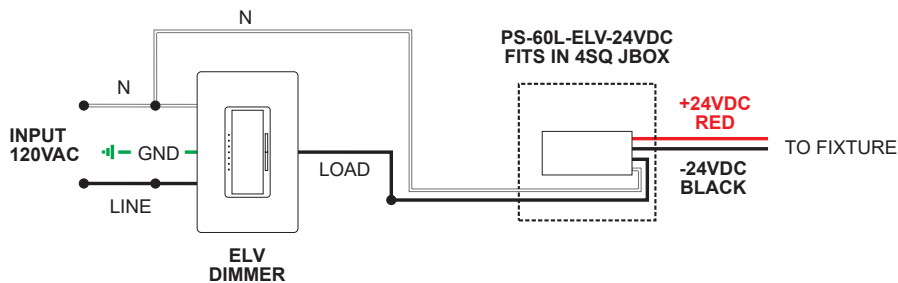
- POWER INPUT** 120 volts AC, 60Hz
- POWER OUTPUT** Class 2; 24 volts DC 2.5A 50 watt maximum, 40 watt for 240V or 277V inputs
- DIMENSIONS** 2.25" x 1.27" x 0.83"
- DIMMER TYPE** Electronic Low Voltage Dimmer Lutron: Diva #DVELV-300P; Skylark #SELV-300P; Maestro #MAELV-600; Legrand Adorne ADTP703TU



## SAMPLE WIRING DIAGRAMS 24VDC ELV

**Application:** ELV dimming (Reverse Phase/Trailing Edge) for Static White

**Dimming:** Dimmable with ELV dimmer: Legrand Adorne ADTP703TU; Lutron: Diva DVELV-300P, Skylark SELV-300P, Maestro MAELV-600 and Radio Ra 2



PROJECT		FIXTURE TYPE		DATE	
---------	--	--------------	--	------	--