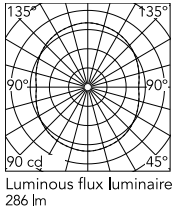




## Schematic light drawing



## Photometric

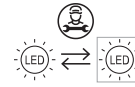
Lighting type	Total
Light distribution	Symmetric
CCT (K)	2700

## Electrical

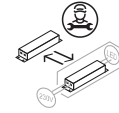
Insulation class	I
Frequency (Hz)	50/60
Main voltage (Vac)	120-277
LED voltage Vf (Vdc)	null
Driver	Integrated
Dimmable	Yes
Dimming type	Dimmable 0-10V, Dimmable Push, Dimmable 1-10V, Dimmable DALI 1
Dimming interface	Remote Dimmable (Dimmer Not Included)
Batteries inside	No
Charging min time	No

## Ecodesign and Energy Labelling

This product contains a light source of energy efficiency class E



Replaceable (LED only)  
light source by a  
professional



Replaceable control  
gear by a professional

## Spare Parts



- |     |  |           |
|-----|--|-----------|
| 01. | Power supply kit for Arrangements small & Noctambule | RF0410500 |
| 02. | Led dimmer kit                                       | RF0410300 |
| 03. | Noctambule ceiling rose cover                        | RF27422   |
| 04. | Suspension attack                                    | F0253030A |
| 05. | Ring led diffuser                                    | RF27498   |
| 06. | Fixing screws kit                                    | RF0254100 |
| 07. | Noctambule High Cylinder                             | F0257000A |
| 08. | Terminal ring  | F0258030A |

**DOWNLOAD**



RF0410500  
Power supply kit for  
Arrangements small &  
Noctambule



RF0410300  
Led dimmer kit



RF27422  
Noctambule ceiling rose cover



F0253030A  
Suspension attack



RF27498  
Ring led diffuser



RF0254100  
Fixing screws kit



F0257000A  
Noctambule High Cylinder



F0258030A  
Terminal ring