

# CROWN WALL

*Jehs + Laub*

Wall lamps, with modular structure in die-casted aluminum and sandblasted glass diffusers. Structure in aluminum and available in different versions: hand polished glossy, gold plated, or painted in matt white, matt black or gold.



# HALO/LED

## LAMPING

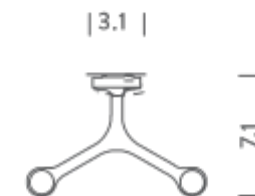
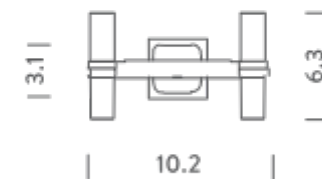
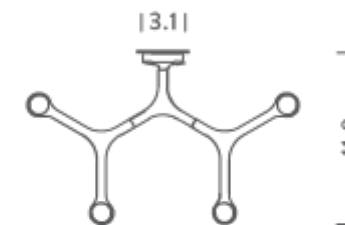
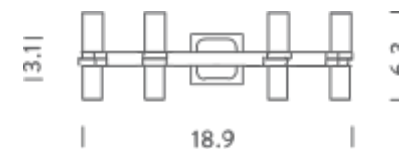
Source	HALOPIN G9 QT-14
Total power	2 x 60W
Emission	DIFFUSED
Switching	dimnable, according to bulb
Tension	120V
IP class	20
Dimensions	10.2" x 7.1" x 6.3"
Materials	aluminum + glass
Notes	bulb included: G9 Halo, available G9 LED kit NEMO
Net lamp weight	3,1 lbs

## Codes

CRO HLW 31	polished/white
CRO HWW 31	white/white
CRO HNW 31	black/white
CRO HGW 31	gold/white
CRO HOW 31	gold plated/white
CRO HPW 31	back plated/white

## PACKAGE

Package 01	Dimension: 15"x21"x 6.3" inches / Gross weight: 4 lbs
------------	---



# HALO/LED

## LAMPING

Source	HALOPIN G9 QT-14
Total power	4 x 60W
Emission	DIFFUSED
Switching	dimnable, according to bulb
Tension	120V
IP class	20
Dimensions	18.9" x 11.8" x 6.3"
Materials	aluminum + glass
Notes	bulb included: G9 Halo, available G9 LED kit NEMO
Net lamp weight	3,1 lbs

## Codes

- CRO HLW 32
- CRO HWW 32
- CRO HNW 32
- CRO HGW 32
- CRO HOW 32
- CRO HPW 32

## Structure/Diffuser

- polished/white
- white/white
- black/white
- gold/white
- gold plated/white
- back plated/white

## PACKAGE

Package 01 Dimension: 15"x 21"x 6.3" inches / Gross weight: 4 lbs

