




PRODUCT NAME: Crest 2LT Led Wall Sconce
NUMBER: 20294

Please consult your electrician for Hang fixture and wiring.



This fixture is designed to dim with an Electronic Low Voltage dimmer. Dimming levels will vary by dimmer. Below is a List of Recommended Dimmers:

- .Leviton IPL06-10Z
- .Leviton 6674-POW
- .Lutron DVELV-330P
- .Lutron MAELV-600M
- .Lutron SAELV-153P
- .Legrand Tru-Universal ADTP703TUW4

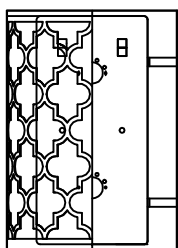
Due to inrush current wattage should not exceed 150 watts of product for a 600 watt dimmer.

Bulb(included):2*LED 4W

IMPORTANT: Turn off power at the main fuse or circuit breaker box before starting installation



(A) Bracket

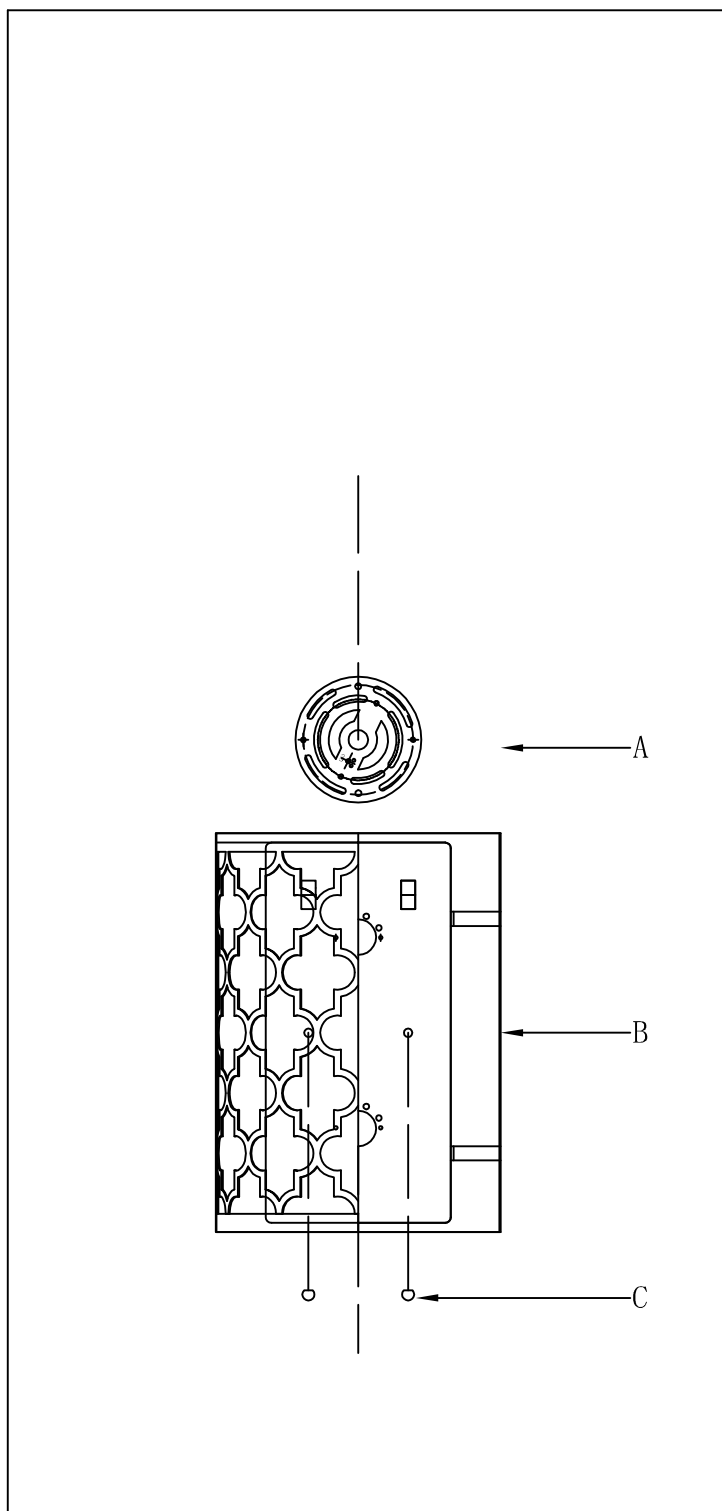


(B) Body

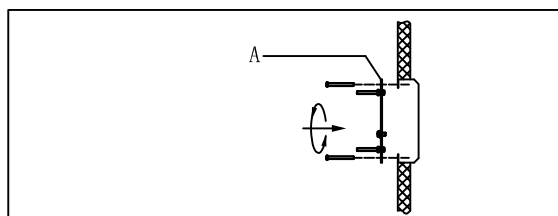


(C) Ball nut

Locate all hardware & components before discarding packaging

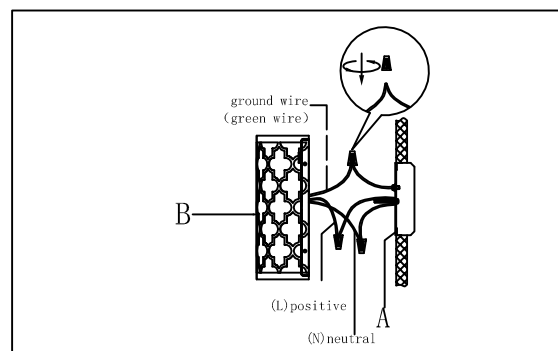


1.)



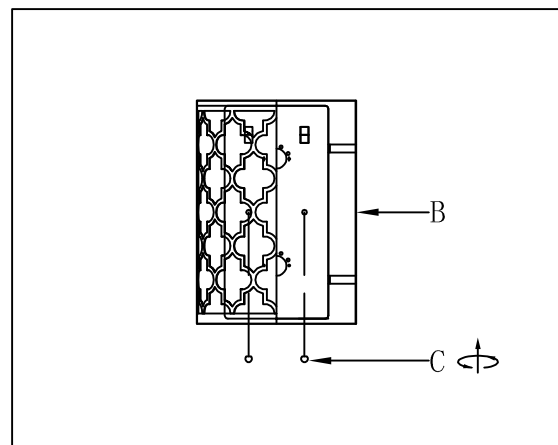
Step. 1: Remove mounting bracket (A) from fixture and install to electrical box.

2.)



Step. 2: Wire fixture to wires in outlet box. Copper/Green wire is for Ground.

3.)



Step. 3: Install fixture to bracket and tighten ball nuts (C) on the Backplate to secure.

Cleaning & Care:

Clean with soft cloth and a mild detergent.
Do not use abrasive cleaner.