

shown in Matte Black



Molly

Designed in 2018

Designed by Chicago architect Stephen Katz in 2018, the Molly ceiling fan combines modern organic geometry with outstanding performance and function. The blade shape was developed using advanced computer software which allowed the design to achieve a complex form. The result is a clean, natural and contemporary look perfect for any room or décor. Available in gloss white or matte black finish, Molly will complement a variety of design styles while also providing a fresh and unique, modern statement. Constructed of cast aluminum and heavy stamped steel, the Molly carries a limited lifetime warranty.

Product Features



DC Motor



Wet Location



Silent



Remote Control



Wall Control



Unipack Shipping



NEW

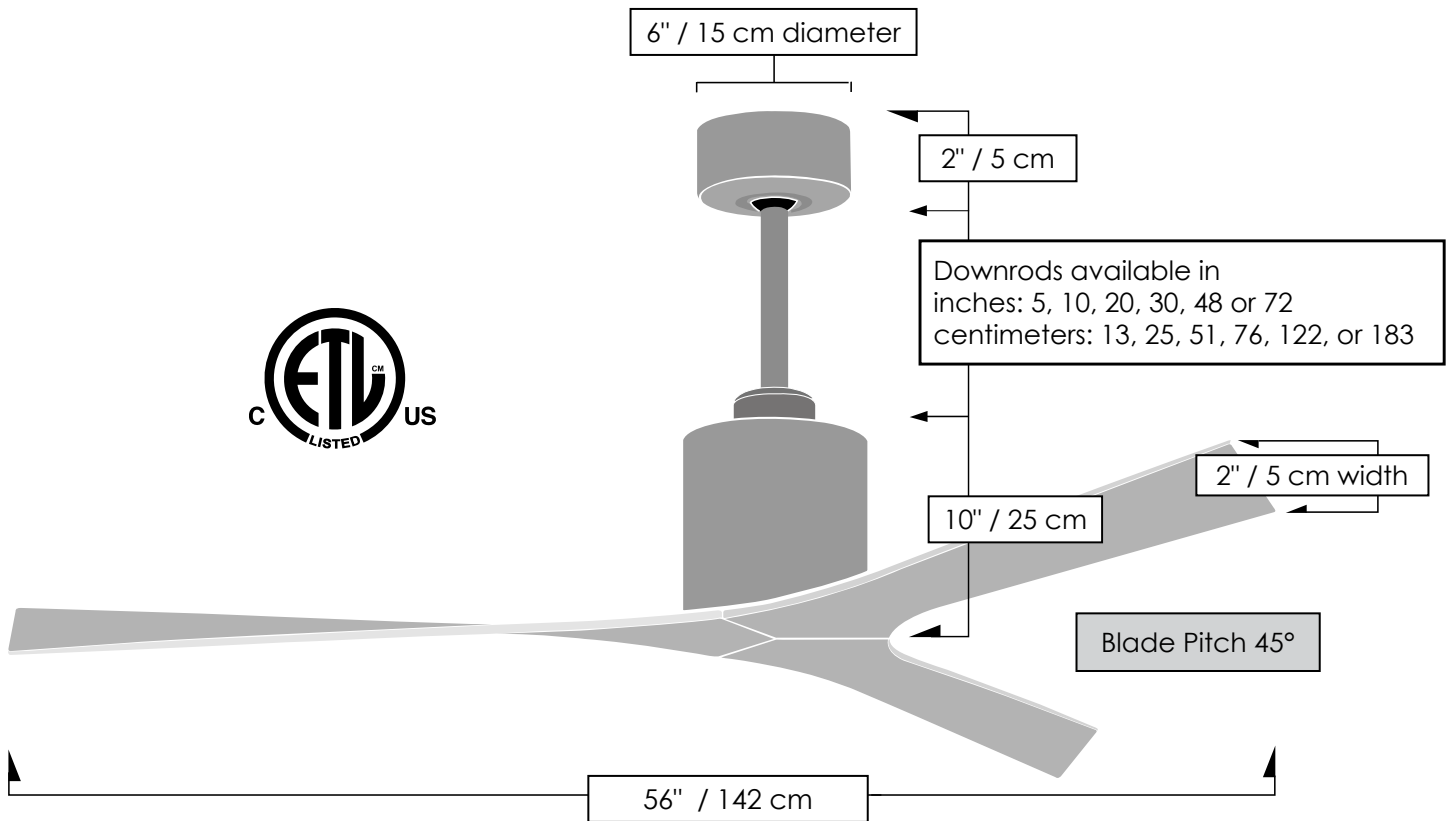


Blade Options



| MOLLY | |
|---|---|
| FINISH AND BLADE OPTIONS | |
| SKU# | MK-XX (Model+Finish) |
| Standard Finishes | Gloss White WH Matte Black BK |
| TECHNICAL SPECS | |
| Fan Diameter | 56 inches / 142 cm |
| Blade Material | ABS |
| Overall Drop | 12 inches / 30 cm + downrod length |
| Fan Weight | 17 lbs |
| Voltage | 110 (Please contact us for 220V) |
| Motor Type | DC |
| Downrods Lengths <i>Field cuttable, non-threaded</i> | inches: 5, 10, 20, 30, 48, 72 centimeters: 13, 25, 51, 76, 122, 183 |
| Downrod Diameter | 1 inch |
| Environment | Wet locations for all finishes All weather blade system. Neither coastal, saltwater nor chlorine compatible |
| Ambience | Silent |
| Safety Certification | ETL / CETL |
| Warranty | Limited Lifetime |

| NEW JAN 21, 2020 DOE MOTOR EFFICIENCY DATA | |
|---|---|
| RPM (Low / High) | 49 / 116 |
| CFM (Low / High) | 1556 / 3530 |
| Watts (High) | 29.96 |
| CFM/Watt (High) | 126 |
| Blade Pitch | 45° |
| STANDARD EQUIPMENT | |
| One downrod of 10 inches / 25 cm | |
| Vaulted ceiling canopy for up to 30° | |
| Black 6-speed RF remote control with reverse  | White wireless Decora-style, 6-speed, wall control  |
| NOTE: Only compatible with included controllers. | |



| CEILING PITCH TABLE | |
|---------------------|---------------|
| 0/12 | 0 degrees |
| 1/12 | 4.76 degrees |
| 2/12 | 9.46 degrees |
| 3/12 | 14.04 degrees |
| 4/12 | 18.43 degrees |
| 5/12 | 22.62 degrees |
| 6/12 | 26.57 degrees |
| 7/12 | 30.26 degrees |
| 8/12 | 33.69 degrees |
| 9/12 | 36.87 degrees |
| 10/12 | 39.81 degrees |
| 11/12 | 42.51 degrees |

| CEILING HEIGHT / DOWNROD TABLE | |
|--------------------------------|---|
| Ceiling Height | Downrod Lengths <i>Field cuttable. Non-threaded</i> |
| 10 ft or less | 5 inches / 13 cm <i>Use safety cages if applicable</i> |
| 10 -12 feet | 10 inches / 25 cm |
| 13 feet | 20 inches / 51 cm |
| 14 feet | 30 inches / 76 cm |
| 15 feet | 48 inches / 122 cm |
| 16 feet + | 72 inches / 183 cm |

Matthews Fan Company

1881 Industrial Drive
Libertyville, IL 60048
Tele: 847.680.9043
Fax: 847.680.8140
www.matthewsfanco.com

© 2021 Matthews Fan Company. All rights reserved.

