
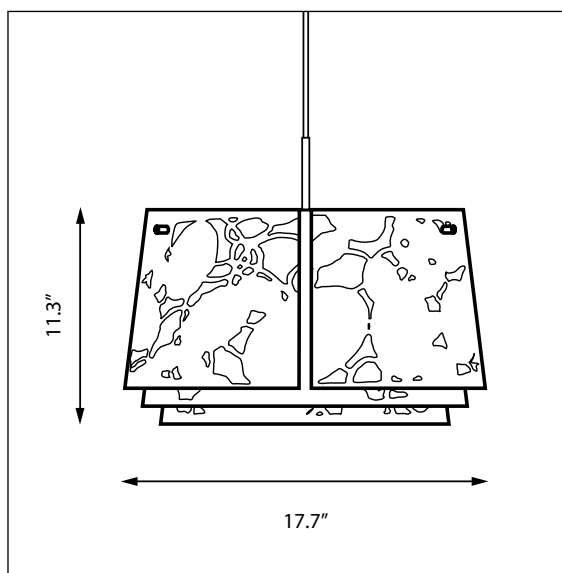



Collage 450 Pendant

Design Louise Campbell



18452-11

Light source	Voltage	Weight	Electric shock protection	Ingress protection
1/22W LED/A21/ medium 	120V/60Hz	6.5 Lbs	Class I	Dry Location

Recommended cleaning substances:

Wipe off dust with a dry, soft cloth. Remove greasy spots etc. with a soft cloth dampened in lukewarm water (<122° F/ 50° C) with a mild detergent.
Never use detergents containing abrasives and solvents.

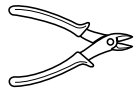
Warning: Scouring powder and similar substances will scratch surfaces.

All installation is subject to local code and jurisdiction. Consult a qualified electrician to ensure correct branch circuit conductor.

The installer must ensure that the ceiling can support the luminaire's weight. The installer must if necessary reinforce the ceiling structure by adequate means.



Louis Poulsen A/S disclaims any liability if a half mirror light bulb is used. This type of light source reflects the heat and may damage/melt parts of the fixture.

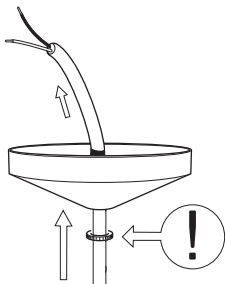


A



x2

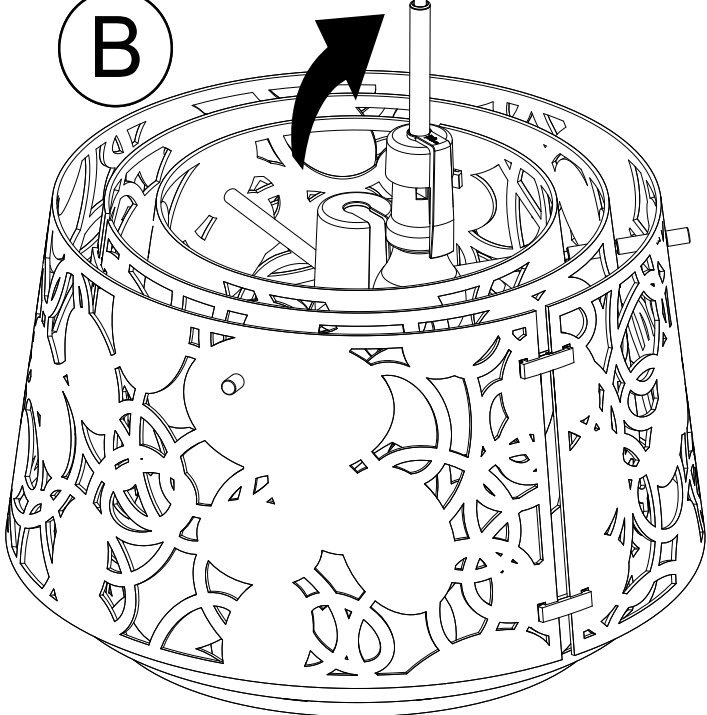
- White to White
- Black to Black



See further mounting instructions in the manual supplied with the canopy

The installer must ensure to use proper means (rawplugs / screws / expansion bolts) to secure the fixture to the ceiling material. (Means not provided)
The installer must if necessary reinforce the ceiling structure by adequate means.

B



B

