



# AJ EKLIPTA WALL

AJE / 8.7 IN / 30W G9 / 120V / White / WHITE OPAL / - / Wall and ceiling / - / - / 5743908011

The fixture emits soft comfortable light. The glass is designed to provide a uniformly lit surface. The three-layer hand blown opal glass shade has a transparent edge, providing a decorative halo of light around the fixture.



## Arne Jacobsen

Arne Jacobsen was born and raised in Copenhagen. In 1927, he graduated as an architect from the Royal Danish Academy of Fine Arts in Copenhagen. After graduating, he obtained his first job at the office of the City Architect of Copenhagen launching his own office only two years later.



**Sparekassen  
Vendsyssel**



**Idrottens Hus**

**louis poulsen**

**Design to Shape Light**

[louis Poulsen.com](http://louis Poulsen.com)

## Product info

### Environmental Product Specification

This product is compliant with the requirements contained in the European Directives, RoHS Directive 2011/65 and 2015/863. This product is designed so that 100% of the product can be disassembled and reused.

### Information

Electrical: LED System Wattage: 10W or 24W LED Wattage: 9W or 22W Delivered lumens: 371 - 1,937 Efficacy: 37.1 lm/W - 80.7 lm/W Certifications: cULus, Wet Location (Incandescent variants), Damp location (LED variants) Protection class IP20 Controllability: 0-10V Dimming, Phase Dimming Color Rendering: Ra≥90

### Mounting

Surface: Mounted directly to finished surface over a recessed 4" octagonal junction box (13.7"/17.7") or 3" octagonal junction box (8.7").

### Finish

White, powder coated. White opal glass.

### Materials

Ceiling/Wall box: Spun aluminum. Diffuser: Hand blown white opal glass.

### Sizes and weight

Width x Height x Length (in.) | 8.7 x 4.1 x 8.7 Max 1.8 lbs | 17.7 x 5.5 x 17.7 Max 9.0 lbs | 13.8 x 3.9 x 13.8 Max 6.0 lbs

### Compliance

cULus, Wet location.

### Specification notes

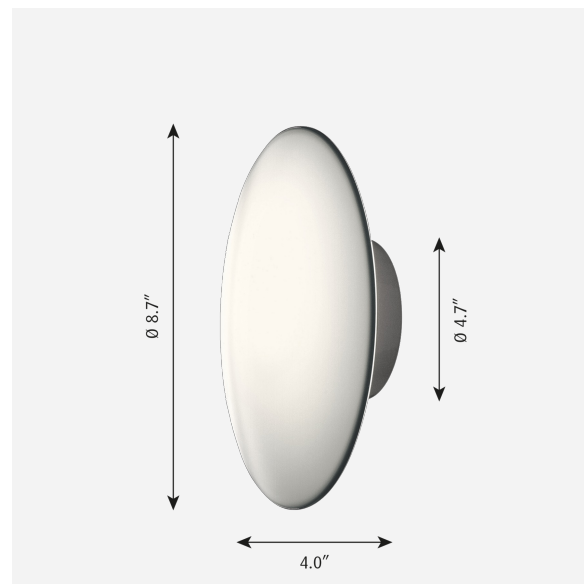
a. 8.7" variant available in 40W or 10W LED. b. 13.7" variant available in 60W or 10W LED. c. 17.7" variant available in 100W or 24W LED. d. 120-277V only available in 10W LED with 13.7" or 24W LED with 17.7". e. DIM 0-10V only available with LED light source.

### Light source

30W G9

### Information


Electrical:  
LED System Wattage: 10W or 24W  
LED Wattage: 9W or 22W  
Delivered lumens: 371 - 1,937  
Efficacy: 37.1 lm/W - 80.7 lm/W  
Certifications: cULus, Wet Location (Incandescent variants), Damp location (LED variants)  
Protection class IP20  
Controllability: 0-10V Dimming, Phase Dimming  
Color Rendering: Ra≥90



## Product family



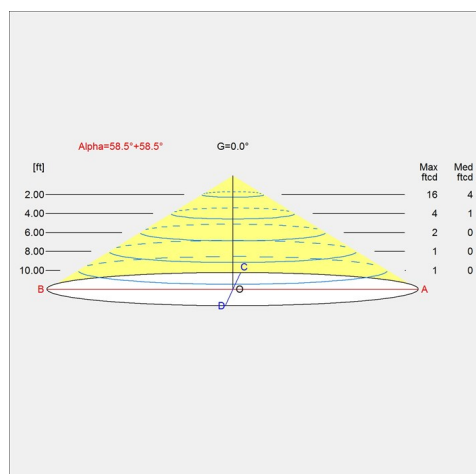
AJ Eklipta Surface



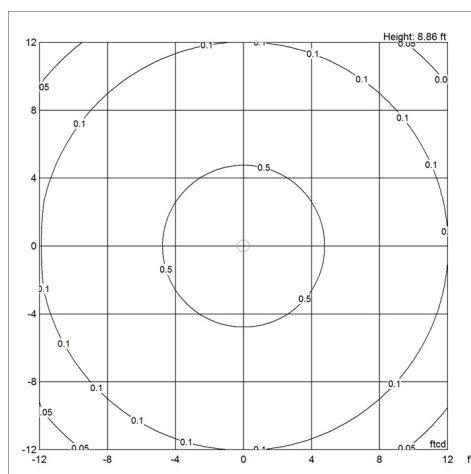
AJ Eklipta Outdoor

# Light distribution diagrams

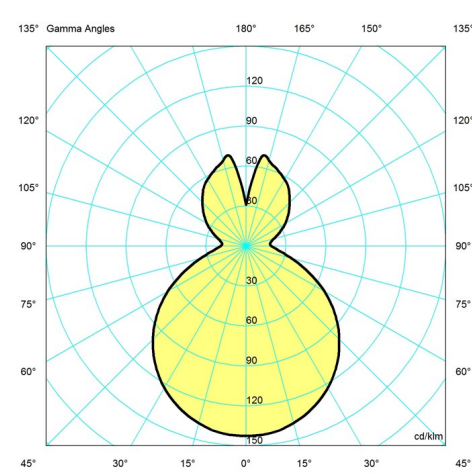
## Cartesian



## Isolux



## Polar



## Spare parts & accessories

Product	Variant number
AJ EKLIPTA 220 GLASS	5743590005
AJ EKLIPTA 350 GLASS	5743590018
AJ EKLIPTA 450 GLASS	5743590021
AJ EKLIPTA 220 DIFFUSER KIT	5743591305
AJ EKLIPTA 350 LED-D 3K90 WO/GLASS US	5743910889
AJ EKLIPTA 450 LED-D 3K90 WO/GLASS US	5743912285

## Data specifications

Colour	White	Length	8.7
Width	8.7	Height	4.1
Built-in Height	-	IP class	44

**AJ Eklipta Wall**

Class	I
Standby (W)	-
Inrush Current	-
Kelvin	-
SDCM	-
Watt	-
Light control	-
UGR Transversal / Axial	<b>14.7/14.7</b>
Driver life	-

Net Weight	<b>1.3</b>
Power Factor (P = 100 % / P = 50 %)	-
Light source	<b>30W G9</b>
CRI	-
Lumen	-
Efficacy	-
Min. Dim Level (%)	-
L80B50 (hours)	-