


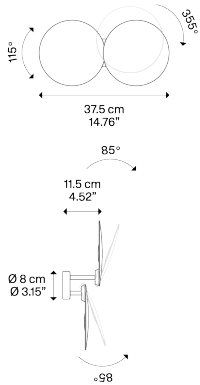
Puzzle Round, Design by Studio Italia Design

Model Puzzle Round double

With its soft shapes, flexible joints and LED light source, Puzzle Round can be adjusted at will to create striking light effects on walls and ceilings. The unobtrusive aesthetics and the four available finishes make it perfect for the most varied living contexts.



Puzzle Round double







Light source

LED
3000 K
2 x 18 W / 3600 lm
120 V
CRI 92
MacAdam 3-Step

LED included

Structure: Metal

	Code
 Matte White – 9016	15942 1030U
 Matte Black – 9005	15942 2030U
 Coppery Bronze	15942 3530U
 Champagne	15942 4530U


Net weight: 2.43 lbs

Parcels: 1



IP20

Energy Saving 

Dim Triac 

Energy efficiency class

F

Ecodesign Regulation

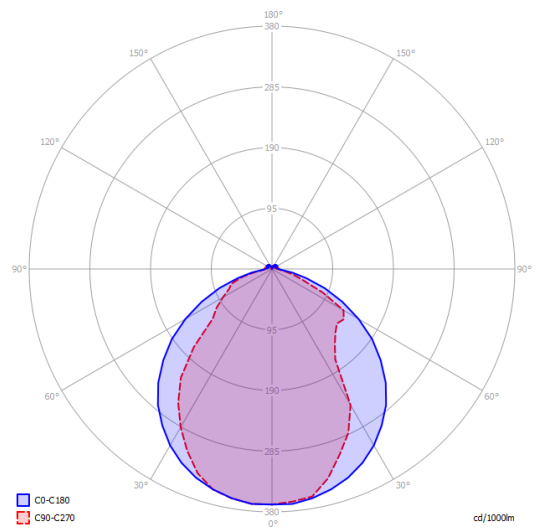
The LED-only light source contained in this fixture must only be replaced by the manufacturer, its support service or similarly qualified personnel.




Puzzle Round double

LED
3000 K
2 × 18 W / 3600 lm
120 V
CRI 92
MacAdam 3-Step

Photometric data



Options of Puzzle Round



Puzzle Round single