

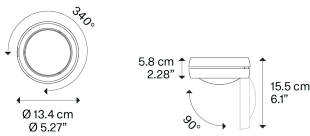
Nautilus,
Design by Andrea Tosetto

Model Nautilus

Strong design and leading-edge technology come together in this family of lamps characterised by a convex lens that projects the LED light wherever its needed or most preferred, for a truly efficient and personalised result. Versatile and dynamic, either on the wall, ceiling or suspended in a variety of versions and finishes, Nautilus lamps satisfy a full range of lighting needs, whether functional or purely decorative, in both residential and professional contexts.



Nautilus







Light source

LED
3000 K
15 W / 1155 lm
120 V
CRI 90
MacAdam 3-Step

LED included

Structure: Metal


	Code
 Matte White – 9010	165814
 Matte Black – 9005	165815
 Chrome	165816
 Matte Champagne	165834


Net weight: 2.43 lbs

Parcels: 1



IP20

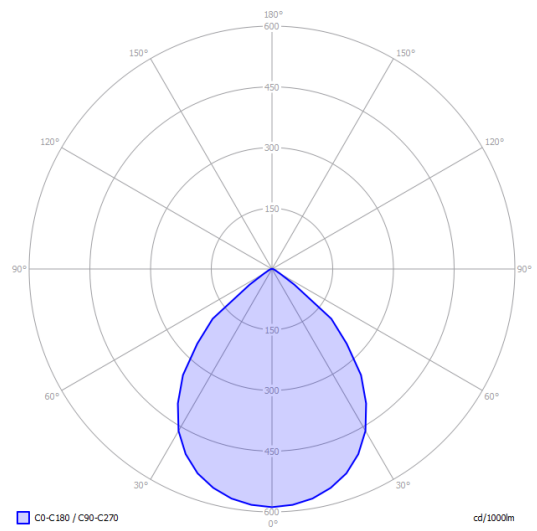
Energy Saving 

Dim Triac 

Nautilus

Polar diagram

LED
3000 K
15 W / 1155 lm
120 V
CRI 90
MacAdam 3-Step



Options of Nautilus



Nautilus Spot