






L E U C O S[®]

ISTRUZIONI PER L'INSTALLAZIONE - INSTRUCTIONS FOR INSTALLATION

GOLF P1

A1	Allegato Enclosed				 Montaggio 1 persona One installer	 Conservare le istruzioni Save instructions	Indice di edizione Revised 17 - Giugno - 2002
----	----------------------	-----------------------------------------------------------------------------------	-----------------------------------------------------------------------------------	-----------------------------------------------------------------------------------	------------------------------------------------------------------------------------------------------------------------	---------------------------------------------------------------------------------------------------------------------------------	-----------------------------------------------------

NOTA:

- Prima di eseguire ogni operazione assicurarsi di aver disinserito l'alimentazione di rete.
- Eseguire le operazioni con molta attenzione per non graffiare o scheggiare il vetro.

NOTE:

- Before beginning installation, ensure that the power supply is switched off.
- Handle with care in order not to scratch or splinter the glass.

ATTENTION:


- Avant de réaliser toute opérations, vérifier que le courant soit coupe.
- Effectuer les opérations avec précaution pour ne pas rayer ou ebrecher le verre.


HINWEIS:

- Vor montagebeginn strom abschalten.
- Mit großer sorgfalt arbeiten, daß das glas nicht verkratzt oder beschädigt wird.




NOTA:

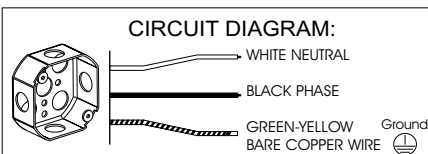
- Antes de proceder a cualquier operacion, asegurarse de haber desconectado la alimentacion de la red.
- Efectuar las operaciones con mucha atencion para no rayar o danar el vidrio difusor.

GOLF P1 - K max 1x60 - 250V E14 

GOLF P1 - AL max 1x100 - 250V E14 

FOR USA MARKET ONLY

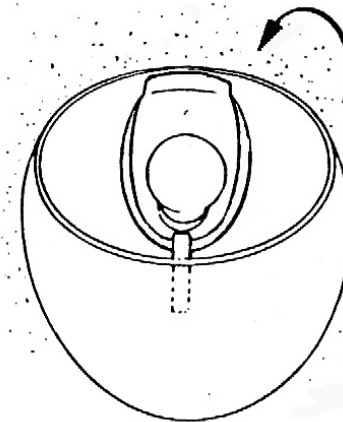
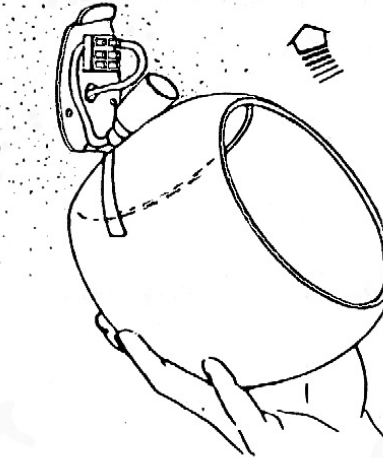
GOLF P1 - INC 1x100W 120V A19 
GOLF P1 - HAL 1x150W 120V E11 MC type T4 
GOLF P1 - FL 1x13 W 120V Quad type 



MOUNTS TO STANDARD JUNCTION BOX

For additional information please contact your local dealer or
LEUCOS U.S.A. at: tel. (732) 225-0010; fax (732) 225-0250


GOLF P1



Per informazioni: **LEUCOS S.p.A.**- Via Treviso, 77 - 30037 SCORZE' (VE) - Tel. 041 5859111 - Fax. 041 447598