



Project:

Location:

Fixture Type:

Catalog Number:

AVAILABLE FINISHES:



Kyoto

WS-W22510

PRODUCT DESCRIPTION

A distinctive design crafted in durable aluminum, Kyoto expresses austerity and grace. Clean lines and right angles communicate contrasts in the hardware, from the narrow cutout along the side to the thin sectional restraints across the front. Beautiful, enduring light sourced from high-performance LEDs articulate the path outside your home, reception area or restaurant night after night. Finished in weather-resistant bronze.

FEATURES

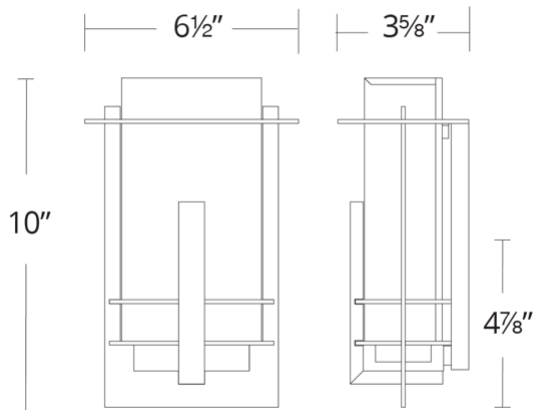
- ACLED driverless technology
- White ceramic silk-screened mitered glass

SPECIFICATIONS

Rated Life	50000 Hours
Standards	ETL, cETL, Wet Location Listed, IP65, Title 24 JA8: 2019 Compliant
Input	120 VAC, 50/60Hz
Dimming	ELV
Color Temp	3000K
CRI	90
Construction	Aluminum and mitered glass

REPLACEMENT PARTS

RPL-GLA-22510 - Glass

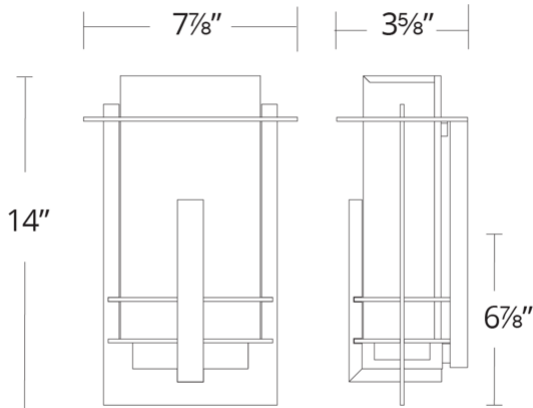


WS-W22510

Model & Size	Color Temp	Finish	LED Watts	LED Lumens	Delivered Lumens
WS-W22510 10"	3000K	BZ Bronze	10W	616	330

Example: **WS-W22510-BZ**

For custom requests please contact customs@modernforms.com



WS-W22514

Project:

Location:

Fixture Type:

Catalog Number:

AVAILABLE FINISHES:



Kyoto

WS-W22514

PRODUCT DESCRIPTION

A distinctive design crafted in durable aluminum, Kyoto expresses austerity and grace. Clean lines and right angles communicate contrasts in the hardware, from the narrow cutout along the side to the thin sectional restraints across the front. Beautiful, enduring light sourced from high-performance LEDs articulate the path outside your home, reception area or restaurant night after night. Finished in weather-resistant bronze.

FEATURES

- ACLED driverless technology
- White ceramic silk-screened mitered glass

SPECIFICATIONS

Rated Life	50000 Hours
Standards	ETL, cETL, Wet Location Listed, IP65, Title 24 JA8: 2019 Compliant
Input	120 VAC, 50/60Hz
Dimming	ELV
Color Temp	3000K
CRI	90
Construction	Aluminum and mitered glass

REPLACEMENT PARTS

RPL-GLA-22514 - Glass

Model & Size	Color Temp	Finish	LED Watts	LED Lumens	Delivered Lumens
WS-W22514 14"	3000K	BZ Bronze	15.5W	918	465

Example: **WS-W22514-BZ**

For custom requests please contact customs@modernforms.com



Project:

Location:

Fixture Type:

Catalog Number:

AVAILABLE FINISHES:



Kyoto

WS-W22520

PRODUCT DESCRIPTION

A distinctive design crafted in durable aluminum, Kyoto expresses austerity and grace. Clean lines and right angles communicate contrasts in the hardware, from the narrow cutout along the side to the thin sectional restraints across the front. Beautiful, enduring light sourced from high-performance LEDs articulate the path outside your home, reception area or restaurant night after night. Finished in weather-resistant bronze.

FEATURES

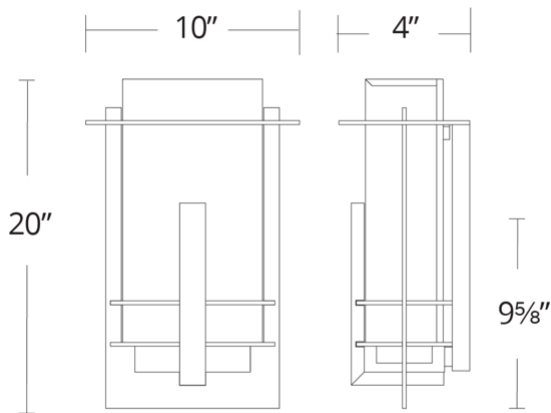
- ACLED driverless technology
- White ceramic silk-screened mitered glass

SPECIFICATIONS

Rated Life	50000 Hours
Standards	ETL, cETL, Wet Location Listed, IP65, Title 24 JA8: 2019 Compliant
Input	120 VAC, 50/60Hz
Dimming	ELV
Color Temp	3000K
CRI	90
Construction	Aluminum and mitered glass

REPLACEMENT PARTS

RPL-GLA-22520 - Glass



WS-W22520

Model & Size	Color Temp	Finish	LED Watts	LED Lumens	Delivered Lumens
WS-W22520 20"	3000K	BZ Bronze	26.5W	1620	840

Example: **WS-W22520-BZ**

For custom requests please contact customs@modernforms.com