


SLATE AT68006

WALL

PROJECT



AT68006-BK
Black



AT68006-BN
Brushed Nickel



AT68006-WH
White

SPECIFICATION DETAILS


Fixture Dimensions	W6-1/8" x H5-1/2" x E1-5/8"
Light Source	LED with DC Driver
Wattage	8W
Total Lumens	595lm
Delivered Lumens	BK-406lm; BN-483lm; WH-449lm;
Voltage	120V
Color Temperature	3000K
CRI (Ra)	90CRI
Optional Color Temps	2700K - 5000K Available, Minimum Order Quantities Apply
LED Rated Life	50,000 hours
Dimming	100% - 10%, TRIAC or ELV Dimmer (Not Included)
Glass Details	Frosted Glass
ADA Compliant	Yes
Location	Wet
Illumination Direction	Downlight
Mounting Style	All Orientation; Wall;
CEC Title 24 JA8	Yes, JA8-2022
Paint Finish	BK02; BN02; WH02;

* For custom options, consult factory for details.

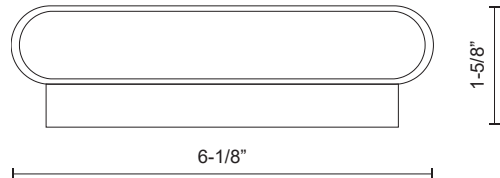
* For warranty information, please visit www.kuzcolighting.com/warranty

DESCRIPTION

This minimalist sleek cast-aluminum wall sconce is a beautiful addition to any indoor or outdoor application. Finished with a high-end brushed nickel, powder-coated white or black cast-aluminum, rectangular in size with smooth, sleek, rounded corners. Premium frosted optical lenses, which emits the light from the fixture evenly against the wall.



Finish
BK - Black
BN - Brushed Nickel
WH - White



KUZCO

CANADA: 19054 28TH AVENUE - SURREY, BC V3Z 6M3
USA: 3035 E. LONE MOUNTAIN ROAD - LAS VEGAS, NV 89081

WWW.KUZCOLIGHTING.COM

© 2021 KUZCO LIGHTING. ALL RIGHTS RESERVED.

COMMENT

