



Ceiling

Unexpected Combinations

Combi pendant

Designers
Kenneth Ng, Edmund Ng

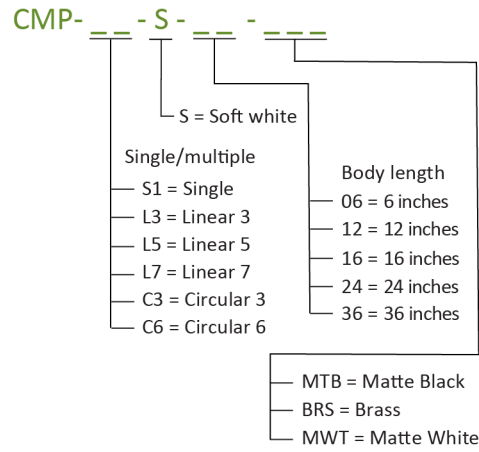
Best of NeoCon award SILVER 2022

A playful, make-it-your-own light fixture that can be made to fit any interior décor – the Combi Pendant series by Koncept aims to infuse new, customizable elements into pendant designs that are otherwise normally static and pre-determined. Serving as the backbone of the design, the 1.5” cylindrical light comes in 5 different lengths, all with an innovative 2-in-1 mounting capability for suspension and ceiling flush mounting. Over 10 different optional attachments are available at launch, including elements such as glass shades, acoustic panels, and a simple cylindrical snoot for those that prefers a minimalist look.

Technical Information

Color Temperature:	2,700K
Lumens:	450
Energy Consumption:	7.7 W
Body lengths:	6", 12", 16", 24", 36"
Standard Finishes:	Matte Black, Brass, Matte White
Mounting:	Flush, Flush w/ canopy, Suspension
L-90 Rated Lifespan:	> 33,000 hours
Color Rendering Index:	90+
Brightness Adjustability:	Compatible with external dimmer
Material:	Aluminum, plastic
Safety Rating:	C-UL-US Certified
Rating:	Suitable for damp locations
Warranty:	5 years
Voltage:	120V

Combi Pendant



Optional Attachments

P2 - CMP - GLB - 5

5" Frosted Glass Ball

P4 - CMP - GLS - - - - 9

9" Decorative Glass Plate

- BLU = Turquoise
- CLR = Clear
- DGY = Dark Grey
- TEA = Tea Brown

P4 - CMP - PLT - - - - 9

9" Decorative Aluminum Plate

- BRS = Brass
- PTB = Matte White, Paintable

P4 - CMP - SHD - - - -

12" Shade

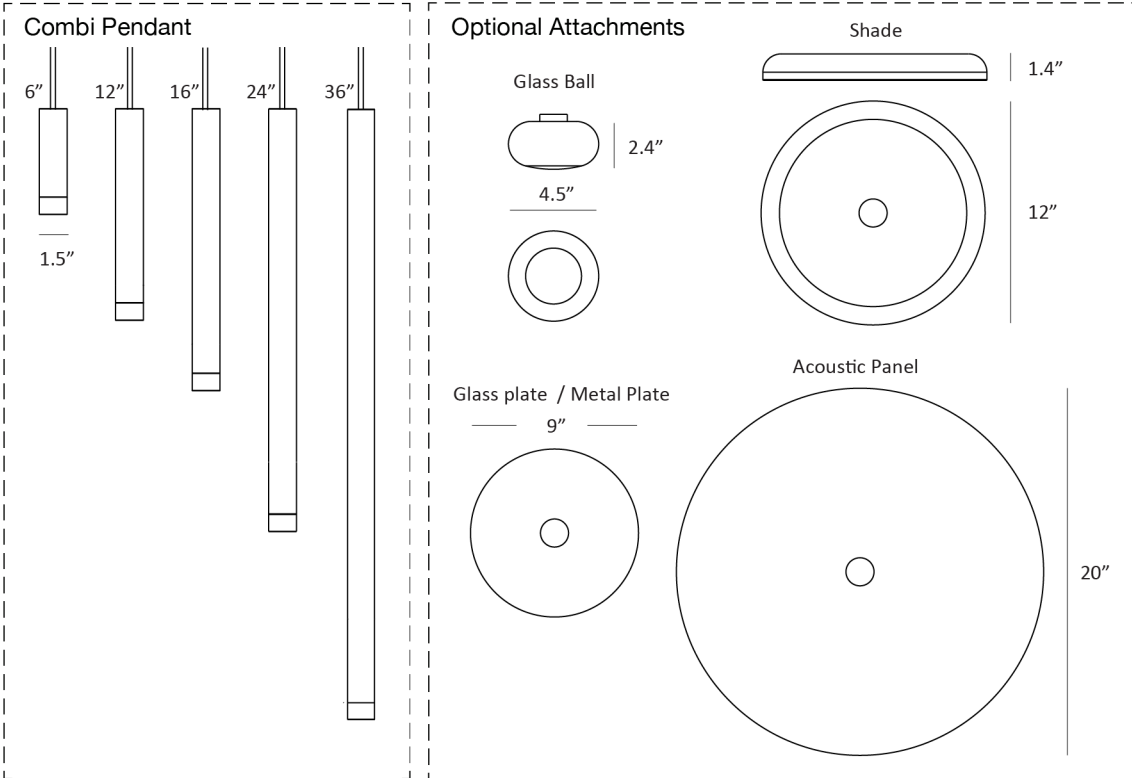
- MBB = Matte Black / Brass
- MWT = Matte White

P4 - CMP - ACP - - - - 20

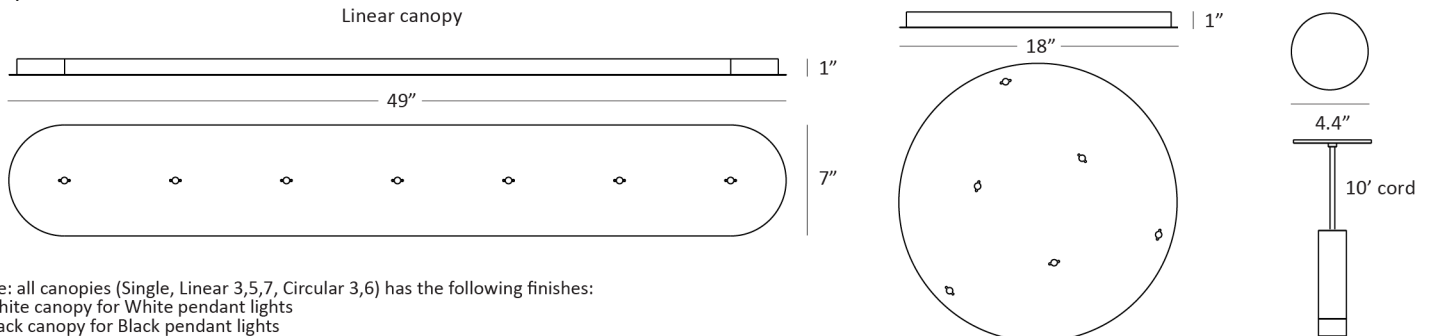
20" Acoustic Panel

- LTM = Light Marble
- CCL = Charcoal
- MST = Mustard

Dimensions



Canopies



LEED Information

Interior Lighting

To promote occupants' productivity, comfort and well-being by providing high-quality lighting.

Koncept's portable task lighting products provide more than three lighting levels that occupants can easily adjust to suit their needs. Furthermore, all Koncept lighting products use high quality LED light sources with CRI over 80 and L70 rated lifespan over 50,000 hours. Desktop and task personal lighting also provide the opportunity to reduce overhead lighting.

Integrative Process

To support high-performance, cost-effective project outcomes through an early analysis of the interrelationships among systems.

Koncept's LED desktop and task lighting provides finer control over lighting levels in occupied spaces. With personal lighting in place, elimination or downsizing of building lighting systems is possible.

