


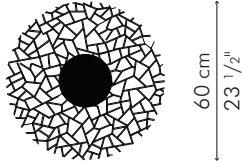
## WALL LAMP



### SMALL



60 cm  
23 1/2"



60 cm  
23 1/2"

 2.25 kg / 5 lbs

 4.50 kg / 10 lbs

 0.121 m<sup>3</sup>


1 x 40 watts

code: LWKK-BL-2323

### MEDIUM



80 cm  
31 1/2"



80 cm  
31 1/2"

3.20 kg / 7 lbs

6.50 kg / 14 lbs

0.216 m<sup>3</sup>

1 x 75 watts

LWKK-BL-3131


Surface mounted pre-wired lamp  
E26 / E27  
110V 60Hz / 230V 50Hz

**INDOOR** bamboo twigs, steel

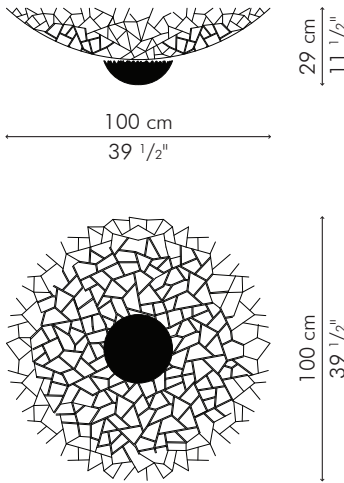


Black


## WALL LAMP



### LARGE



 4.75 kg / 10 lbs

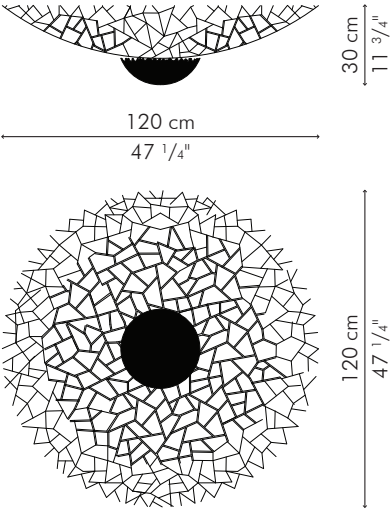
 8.20 kg / 18 lbs

 0.343 m<sup>3</sup>

1 x 100 watts

code: LWKK-BL-3939

### EXTRA LARGE



5.25 kg / 12 lbs

9.50 kg / 21 lbs

0.503 m<sup>3</sup>

1 x 100 watts

LWKK-BL-4747

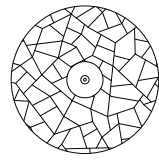
Surface mounted pre-wired lamp  
E26 / E27  
110V 60Hz / 230V 50Hz

**INDOOR** bamboo twigs, steel

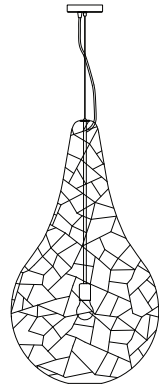


Black

## HANGING LAMP, large



53 cm  
20 3/4"



150 cm  
59"  
95 cm  
37 1/2"



2.75 kg / 6 lbs



8.20 kg / 18 lbs



0.31 m<sup>3</sup>

1 x 100 watts

Surface mounted pre-wired lamp

E26 / E27

110V 60Hz / 230V 50Hz

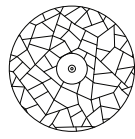
INDOOR bamboo twigs, steel



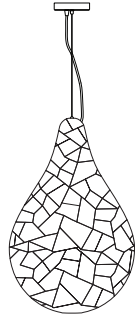
LHKK-BL-2037

Black

## HANGING LAMP, medium




45 cm  
17 3/4"



150 cm  
59"  
70 cm  
27 1/2"

 2.2 kg / 6 lbs

 6.5 kg / 18 lbs

 0.204 m<sup>3</sup>

1 x 100 watts

Surface mounted pre-wired lamp

E26 / E27

110V 60Hz / 230V 50Hz

INDOOR bamboo twigs, steel



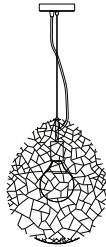
LHKK-BL-1727

Black

## HANGING LAMP, small



36 cm  
14 1/4"



150 cm  
59"  
45 cm  
17 3/4"



1.7 kg / 6 lbs



3.6 kg / 18 lbs



0.077 m<sup>3</sup>

1 x 100 watts

Surface mounted pre-wired lamp

E26 / E27

110V 60Hz / 230V 50Hz

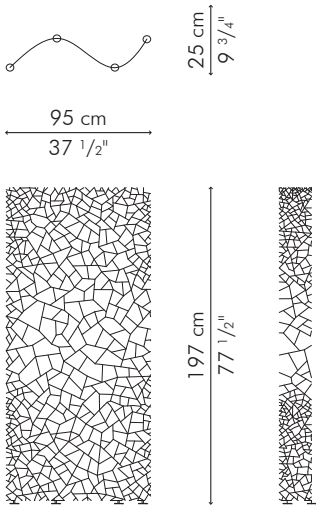
INDOOR bamboo twigs, steel




LHKK-BL-1417


Black

## SCREEN



 11.5 kg / 25 lbs

 19.5 kg / 43 lbs

 0.55 m<sup>3</sup>

INDOOR bamboo twigs, steel



SCKK-BL-3777

Black