

# INVISILED® ACCESSORIES

Outdoor mounting accessories for  
InvisiLED® Outdoor





# WAC LIGHTING

Fixture Type:

Catalog Number:

Project:

Location:

Clear Channel		<b>T24-WE-CH5</b>	5 feet	<i>Rigid, non-flexible channel for mounting to a straight, solid surface.</i>
Mounting Clip 1		<b>LED-TO24-C1</b>	10 pcs	<i>For installation on non-flat surfaces where there is no edge contact. 2 clips per ft are recommended for straight runs.</i>
Mounting Clip 2		<b>LED-TO24-C2</b>	10 pcs	<i>For installation on non-flat surfaces, allows for contact on one edge. 2 clips per ft are recommended for straight runs.</i>
Mounting Clip 3		<b>T24-WE-C3</b>	10 pcs	<i>For installation on non-flat surfaces, allows for contact on both edges. 2 clips per ft are recommended for straight runs.</i>

# INVISILED® ACCESSORIES

Outdoor mounting accessories for InvisILED® Pro  
Outdoor and InvisILED® Palette Outdoor





# WAC LIGHTING

Fixture Type:

Catalog Number:

Project:

Location:

Clear Channel		<b>LED-TO24-CH5</b>	5 feet	<i>Rigid, non-flexible channel for mounting to a straight, solid surface.</i>
Mounting Clip 1		<b>LED-TO24-C1</b>	10 pcs	<i>For installation on non-flat surfaces where there is no edge contact. 2 clips per ft are recommended for straight runs.</i>
Mounting Clip 2		<b>LED-TO24-C2</b>	10 pcs	<i>For installation on non-flat surfaces, allows for contact on one edge. 2 clips per ft are recommended for straight runs.</i>
Mounting Clip 3		<b>LED-TO24-C3</b>	10 pcs	<i>For installation on non-flat surfaces, allows for contact on both edges. 2 clips per ft are recommended for straight runs.</i>