

# INVISILED® ACCESSORIES

Indoor mounting accessories

# WAC LIGHTING

Responsible Lighting®

		5 feet	<b>LED-T-CH</b>	Aluminum Channel	Includes a diffuser, two end caps, and five screws	Pro, Pro2, Pro3, LITE, Classic Daylight to Sunset, Palette
		2 pcs	<b>LED-T-CH-EC</b>	End caps for Aluminum Channel		Pro, Pro2, Pro3, LITE, Classic Daylight to Sunset, Palette
		5 feet	<b>LED-T-CH1</b>	Deep Aluminum Channel	Includes a diffuser, two end caps, and five screws	Pro, Pro2, Pro3, LITE, Classic Daylight to Sunset, Palette
		2 pcs	<b>LED-T-CH1-EC</b>	End caps for Deep Aluminum Channel		Pro, Pro2, Pro3, LITE, Classic Daylight to Sunset, Palette
		5 feet	<b>LED-T-CH2</b>	45° Angled Aluminum Channel	Includes a diffuser, two end caps, and five screws	Pro, Pro2, Pro3, LITE, Classic Daylight to Sunset, Palette
		2 pcs	<b>LED-T-CH2-EC</b>	End caps for 45° Angled Aluminum Channel		Pro, Pro2, Pro3, LITE, Classic Daylight to Sunset, Palette
		2 pcs	<b>LED-T-CL3-PT</b>	2 Adjustable Clips	Used to mount any aluminum channel Includes 2 pieces, 4 screws	Pro, Pro2, Pro3, LITE, Classic Daylight to Sunset, Palette
		2 pcs	<b>LED-T-CL2-PT</b>	2 Adjustable Clips	Used to mount any aluminum channel Adjusts 50° from center either way Includes 2 pieces, 4 screws	Pro, Pro2, Pro3, LITE, Classic Daylight to Sunset, Palette
		3 feet	<b>LED-T-RC</b>	Retrofit Channel	Can be bent to create fixed curves	Pro, Pro2, Pro3, LITE, Classic Daylight to Sunset, Palette
		10 pcs	<b>LED-T-CL</b>	Clip	Holds an indoor tape from the underside Includes 10 pieces, 10 screws	Pro, Pro2, Pro3, LITE, Classic Daylight to Sunset, Palette
		10 pcs	<b>LED-T-CL1</b>	Curve Clip	Runs over an indoor tape to secure the angled tape Includes 10 pieces, 10 screws	Pro, Pro2, Pro3, LITE, Classic Daylight to Sunset, Palette

## LED-T-\_\_\_\_\_

Example: **LED-T-CL3-PT**

WAC Lighting  
www.waclighting.com  
Phone (800) 526.2588 • Fax (800) 526.2585

Headquarters/Eastern Distribution Center  
44 Harbor Park Drive • Port Washington, NY 11050  
Phone (516) 515.5000 • Fax (516) 515.5050





Western Distribution Center  
1750 Archibald Avenue • Ontario, CA 91760  
Phone (800) 526.2588 • Fax (800) 526.2585

# INVISIBLE® ACCESSORIES

Outdoor mounting accessories

# WAC LIGHTING

Responsible Lighting®

	5 feet	<b>LED-TO24-CH5</b>	Clear Channel	Rigid, non-flexible channel for mounting to a straight, solid surface.	Pro Outdoor Palette Outdoor
	10 pcs	<b>LED-TO24-C1</b>	Mounting Clip 1	For installation on non-flat surfaces where there is no edge contact. 2 clips per ft are recommended for straight runs.	Pro Outdoor Palette Outdoor
	10 pcs	<b>LED-TO24-C2</b>	Mounting Clip 2	For installation on non-flat surfaces, allows for contact on one edge. 2 clips per ft are recommended for straight runs.	Pro Outdoor Palette Outdoor
	10 pcs	<b>LED-TO24-C3</b>	Mounting Clip 3	For installation on non-flat surfaces, allows for contact on both edges. 2 clips per ft are recommended for straight runs.	Pro Outdoor Palette Outdoor

## LED-TO24-\_\_\_\_\_

Example: **LED-TO24-C2**

WAC Lighting  
www.waclighting.com  
Phone (800) 526.2588 • Fax (800) 526.2585

Headquarters/Eastern Distribution Center  
44 Harbor Park Drive • Port Washington, NY 11050  
Phone (516) 515.5000 • Fax (516) 515.5050

Western Distribution Center  
1750 Archibald Avenue • Ontario, CA 91760  
Phone (800) 526.2588 • Fax (800) 526.2585

# INVISILED® ACCESSORIES

Indoor non-color changing electronic accessories

# WAC LIGHTING

Responsible Lighting®

Type	Model	Input	Output	Max Run	Dim	Compatibility
 <p>Remote <i>Includes a 6 foot lead wire</i></p>	<b>EN-2460-RB2-T</b> <b>EN-24100-RB2-T</b>	120VAC 120VAC	24VAC / 60W 24VAC / 96W	30 feet 40 feet	ELV ELV	Pro, Pro2, Pro3, LITE, Classic
 <p>Plug-in <i>Includes a 6 foot lead wire</i></p>	<b>EN-2460-P-AR-T</b> <b>EN-24100-P-AR-T</b>	120VAC 120VAC	24VAC / 60W 24VAC / 96W	30 feet 40 feet	ELV ELV	Pro, Pro2, Pro3, LITE, Classic
 <p>Remote 277V <i>Includes a 6 foot lead wire</i></p>	<b>EN-24100-277-RB2-T</b>	277VAC	24VDC / 96W	40 feet	0-10V	Pro, Pro2, Pro3, LITE, Classic
 <p>Touch Panel and Motion Sensor <i>Includes a Touch Panel, an Occupancy Sensor, and a Controller</i> <i>AC/DC input at 12V(60W Max) or 24V(96W Max)</i> <i>Connect on secondary side of driver/transformer</i></p>	<b>CT-6A-R2</b>					Pro, Pro2, Pro3, LITE, Classic Daylight to Sunset, Palette
 <p>In Wall Rated Extension Cable <i>Extends distance between a hard wired power supply or a wiring box to a tape section.</i></p>	<b>LED-TC-WEXT-144</b> <b>LED-TC-WEXT-144-WT</b> <b>LED-TC-WEXT-240</b> <b>LED-TC-WEXT-240-WT</b>					Black 12 ft White 12 ft Black 20 ft White 20 ft
 <p>In Wall Rated Joiner Cable <i>Connects tape sections. 2 female ends. 1 male to male connector included</i></p>	<b>LED-TC-WIC-144</b> <b>LED-TC-WIC-144-WT</b> <b>LED-TC-WIC-240</b> <b>LED-TC-WIC-240-WT</b>					Black 12 ft White 12 ft Black 20 ft White 20 ft
 <p>Lead Wire <i>Alternative lengths for plug-in power supplies</i></p>	<b>LED-TC-P-2</b> <b>LED-TC-P-2-WT</b> <b>LED-TC-P-12</b> <b>LED-TC-P-12-WT</b>					Black 2 ft White 2 ft Black 12 ft White 12 ft
 <p>Extension Cable <i>Extends distance between a hard wired power supply or a wiring box to a tape section</i></p>	<b>LED-TC-EXT-144</b> <b>LED-TC-EXT-144-WT</b>					Black 12 ft White 12 ft
 <p>Low Voltage Wiring Box With Feed <i>Neatly houses connectors for up to two wires with 12" female feed</i></p>	<b>LED-TC-B-2</b> <b>LED-TC-B-2-WT</b>					Black L: 1½ in W: ¾ in H: 7⁄8 in White L: 1½ in W: ¾ in H: 7⁄8 in
 <p>Low Voltage Wiring Box <i>Neatly houses connections for up to two wires</i></p>	<b>LED-T-B</b>					L: 1½ in W: ¾ in H: 7⁄8 in
 <p>Wiring Box With Switch <i>Use when spanning a large gap in a system layout without leaving exposed wiring. Optional switch included</i></p>	<b>TB-S</b>					L: 6¼ in W: 1½ in H: 1¼ in

Compatible with Pro, Pro2, Pro3, LITE, Classic

WAC Lighting  
www.waclighting.com  
Phone (800) 526.2588 • Fax (800) 526.2585

Headquarters/Eastern Distribution Center  
44 Harbor Park Drive • Port Washington, NY 11050  
Phone (516) 515.5000 • Fax (516) 515.5050



Western Distribution Center  
1750 Archibald Avenue • Ontario, CA 91760  
Phone (800) 526.2588 • Fax (800) 526.2585

# INVISIBLE® ACCESSORIES

Indoor non-color changing electronic accessories

# WAC LIGHTING


Responsible Lighting®

 <p>Joiner Cable</p> <p>Connects tape sections</p>	<b>LED-TC-IC2</b>	Black	2 in
	<b>LED-TC-IC2-WT</b>	White	2 in
	<b>LED-TC-IC6</b>	Black	6 in
	<b>LED-TC-IC6-WT</b>	White	6 in
	<b>LED-TC-IC12</b>	Black	12 in
	<b>LED-TC-IC12-WT</b>	White	12 in
	<b>LED-TC-IC36</b>	Black	36 in
	<b>LED-TC-IC36-WT</b>	White	36 in
	<b>LED-TC-IC72</b>	Black	72 in
	<b>LED-TC-IC72-WT</b>	White	72 in
 <p>Male to male connector</p>	<b>LED-TC-MM</b>	Black	50 Qty

Compatible with Pro, Pro2, Pro3, LITE, Classic, Palette  
Change directionality of tape runs and reuse cut ends of tape.

 <p>3-Way "Y" Connector</p> <p>Connects tape sections</p>	<b>LED-TC-Y</b> <b>LED-TC-Y-WT</b>	Black White
 <p>4-Way "X" Connector</p> <p>Connects tape sections</p>	<b>LED-TC-X</b> <b>LED-TC-X-WT</b>	Black White
 <p>"L" Connector</p> <p>Connects tape sections</p>	<b>LED-TC-L</b> <b>LED-TC-L-WT</b>	Black White
 <p>End cap</p> <p>1 cut and 1 male end cap</p>	<b>LED-TC-EC</b> <b>LED-TC-EC-WT</b>	Black White

Compatible with Pro, Pro2, Pro3, LITE, Classic, Palette

 <p>Signal Wire</p> <p>Links master and slave controllers. Can be combined for longer lengths</p>	<b>LED-TC24-SW60</b> <b>LED-TC24-SW120</b>	60 in 120 in
--	---	-----------------

Compatible with Palette

WAC Lighting  
www.waclighting.com  
Phone (800) 526.2588 • Fax (800) 526.2585

Headquarters/Eastern Distribution Center  
44 Harbor Park Drive • Port Washington, NY 11050  
Phone (516) 515.5000 • Fax (516) 515.5050



Western Distribution Center  
1750 Archibald Avenue • Ontario, CA 91760  
Phone (800) 526.2588 • Fax (800) 526.2585

# INVISILED® ACCESSORIES


Indoor color changing electronic accessories

# WAC LIGHTING

Responsible Lighting®




Type	Model	Input	Output	Max Run	Dim	Compatibility
Remote Color changing 	<b>EN-2460D-C</b>	120VAC	24VDC / 60W	40 feet	ELV	Includes a 6 foot lead wire Daylight to Sunset, Palette
Plug-in Color changing 	<b>EN-2460D-C-P</b>	120VAC	24VDC / 60W	40 feet	ELV	Includes a 6 foot lead wire Daylight to Sunset, Palette







Wireless controller (accessory for wired controller)  
**LED-TO24-WS**



Wired controller  
**LED-TC-CTR-MSD**



Wired controller 	<b>LED-TC-CTR-MSD</b>	4 function wired controller with master and slave options	Allows brightness control, preset color selection, or playing a rotation of color transitions with variable speed control	Daylight to Sunset, Palette
Wireless Controller 	<b>LED-TO24-WS</b>	4 function wireless controller (Requires wired controller)	Allows brightness control, preset color selection, or playing a rotation of color transitions with variable speed control	Daylight to Sunset, Palette
Touch Panel and Motion Sensor 	<b>CT-6A-R2</b>	Includes a Touch Panel, an Occupancy Sensor, and a Controller AC/DC input at 12V(60W Max) or 24V(96W Max) Connect on secondary side of driver/transformer		Pro, Pro2, Pro3, LITE, Classic Daylight to Sunset, Palette

Signal Wire 	<b>LED-TC24-SW60</b> <b>LED-TC24-SW120</b>	60 in 120 in	Links master and slave controllers	Daylight to Sunset, Palette
Joiner Cable 	<b>LED-TC-IC2</b> <b>LED-TC-IC6</b> <b>LED-TC-IC12</b> <b>LED-TC-IC36</b> <b>LED-TC-IC72</b>	2 in 6 in 12 in 36 in 72 in	Connects tape sections	Pro, Pro2, Pro3, LITE, Classic, Daylight to Sunset, Palette
3-Way "Y" Connector 	<b>LED-TC-Y</b>		Connects tape sections	Pro, Pro2, Pro3, LITE, Classic, Daylight to Sunset, Palette
4-Way "X" Connector 	<b>LED-TC-X</b>		Connects tape sections	Pro, Pro2, Pro3, LITE, Classic, Daylight to Sunset, Palette
"L" Connector 	<b>LED-TC-L</b>		Connects tape sections	Pro, Pro2, Pro3, LITE, Classic, Daylight to Sunset, Palette
End cap 	<b>LED-TC-EC</b>		1 cut end cap and 1 male end cap	Pro, Pro2, Pro3, LITE, Classic, Daylight to Sunset, Palette

Example: **LED-TC-IC6**

**WAC Lighting**  
www.waclighting.com  
Phone (800) 526.2588 • Fax (800) 526.2585

**Headquarters/Eastern Distribution Center**  
44 Harbor Park Drive • Port Washington, NY 11050  
Phone (516) 515.5000 • Fax (516) 515.5050
















**Western Distribution Center**  
1750 Archibald Avenue • Ontario, CA 91760  
Phone (800) 526.2588 • Fax (800) 526.2585

# INVISILED® ACCESSORIES

Outdoor electronic accessories

# WAC LIGHTING

Responsible Lighting®

Type	Model	Input	Output	Max Run	Dim	Compatibility
Remote Damp Location 	<b>EN-OD24100-RB2-T</b>	120VAC	24VAC / 96W	30 feet	ELV	Includes a 6 foot lead wire Minimum load of 1W <i>Pro Outdoor</i>
Remote Wet Location 	<b>EN-O24100-RB2-T</b>	120 - 277VAC	24VDC / 96W	30 feet	No	Class 2 rated Includes a 6 foot lead wire Minimum load of 1W <i>Pro Outdoor, Palette Outdoor</i>
Master Controller 	<b>LED-TO24-CM</b>	4" x 2" x 1½"	Powers one run up to 40'. Connects and controls all slave controllers for runs over 40'			<i>Palette Outdoor</i>
Slave Controller 	<b>LED-TO24-CS</b>	4" x 2" x 1½"	Connects to Master Controller for runs over 40'. Uses a separate 120V power supply. Powers up to another 40'. A Slave Controller is needed for every 40' extension			<i>Palette Outdoor</i>
Wireless Controller (optional) 	<b>LED-TO24-WS</b>	4" x 2½" x 5/8"	Wireless connection to Master Controller Use to switch from color changing to white light Play/Pause the color changing effect Control the brightness and speed of the color changing effect Uses 2 AAA batteries			<i>Palette Outdoor</i>
Touch Panel and Motion Sensor 	<b>CT-6A-R2</b>	Includes a Touch Panel, an Occupancy Sensor, and a Controller AC/DC input at 12V(60W Max) or 24V(96W Max) Connect on secondary side of driver/transformer				<i>Pro, Pro2, Pro3, LITE, Classic Daylight to Sunset, Palette</i>
End cap 	<b>LED-TO24-EC</b>	Use to terminate every run to protect against contaminants. Seal cut end with silicone after adding end cap.				<i>Pro Outdoor, Palette Outdoor</i>
3-Way "Y" Connector 	<b>LED-TO24-Y</b>	Connects tape sections				<i>Pro Outdoor</i>
4-Way "X" Connector 	<b>LED-TO24-X</b>	Connects tape sections				<i>Pro Outdoor</i>
Joiner Cable 	<b>LED-TO24-IC6</b> <b>LED-TO24-IC12</b> <b>LED-TO24-IC72</b> <b>LED-TO24-IC120</b>	6 in 12 in 72 in 120 in	Extends distance between Power Supply and Master Controller.			<i>Pro Outdoor</i>
RGB 3-Way "Y" Connector 	<b>LED-TO24-Y-RGB</b>	Connects tape sections				<i>Palette Outdoor</i>
RGB 4-Way "X" Connector 	<b>LED-TO24-X-RGB</b>	Connects tape sections				<i>Palette Outdoor</i>
RGB Joiner Cable 	<b>LED-TO24-IC6-RGB</b> <b>LED-TO24-IC12-RGB</b> <b>LED-TO24-IC72-RGB</b> <b>LED-TO24-IC120-RGB</b>	6 in 12 in 72 in 120 in	Use to connect two sections of InvisILED® Outdoor Palette tape.			<i>Palette Outdoor</i>
Signal wire 	<b>LED-TO24-SW60</b> <b>LED-TO24-SW120</b>	5 feet 10 feet	Connects Master Controller and Slave Controller.			<i>Palette Outdoor</i>
DMX Signal Wire 	<b>LED-TO24-MW60</b> <b>LED-TO24-MW120</b>	5 feet 10 feet	Connects DMX system to Master Controller.			<i>Palette Outdoor</i>

Example: **LED-TO24-WS**

**WAC Lighting**  
www.waclighting.com  
Phone (800) 526.2588 • Fax (800) 526.2585

**Headquarters/Eastern Distribution Center**  
44 Harbor Park Drive • Port Washington, NY 11050  
Phone (516) 515.5000 • Fax (516) 515.5050

**Western Distribution Center**  
1750 Archibald Avenue • Ontario, CA 91760  
Phone (800) 526.2588 • Fax (800) 526.2585