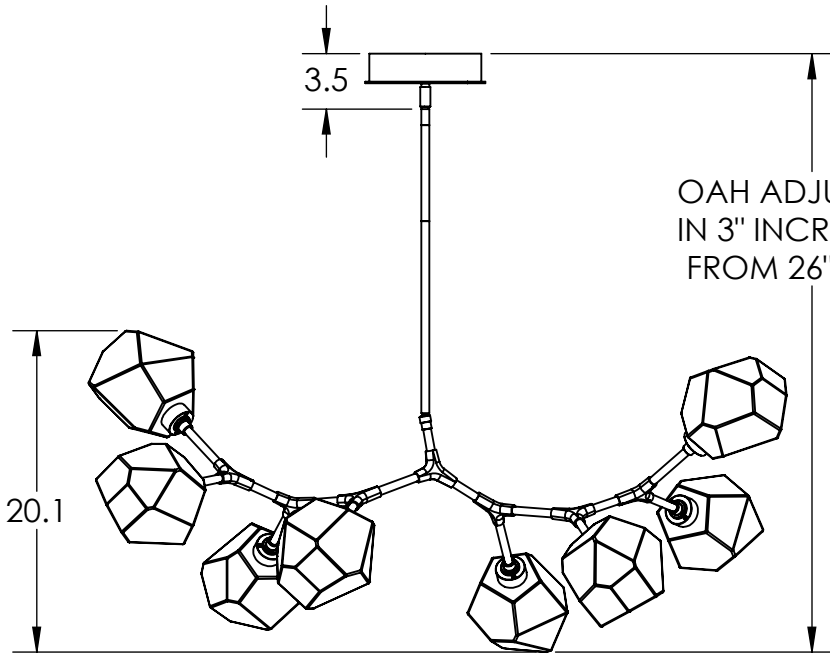
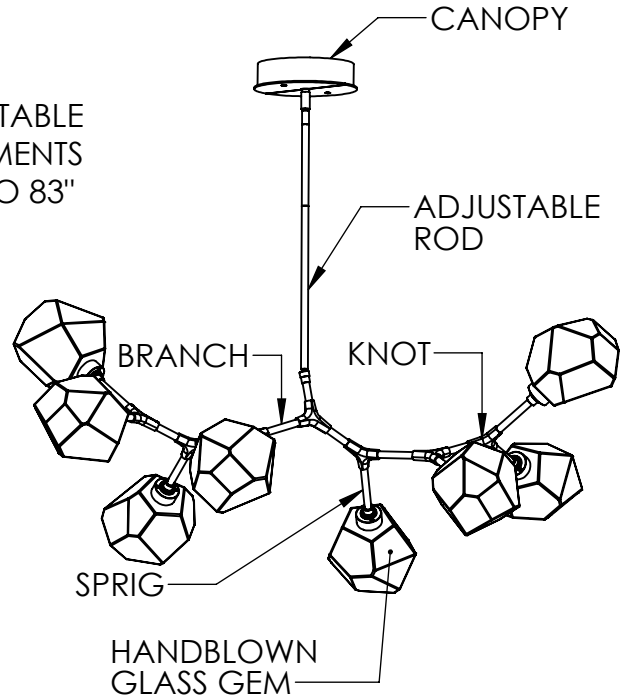


Collection: GEM

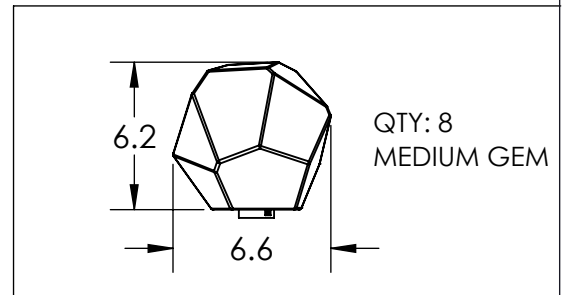
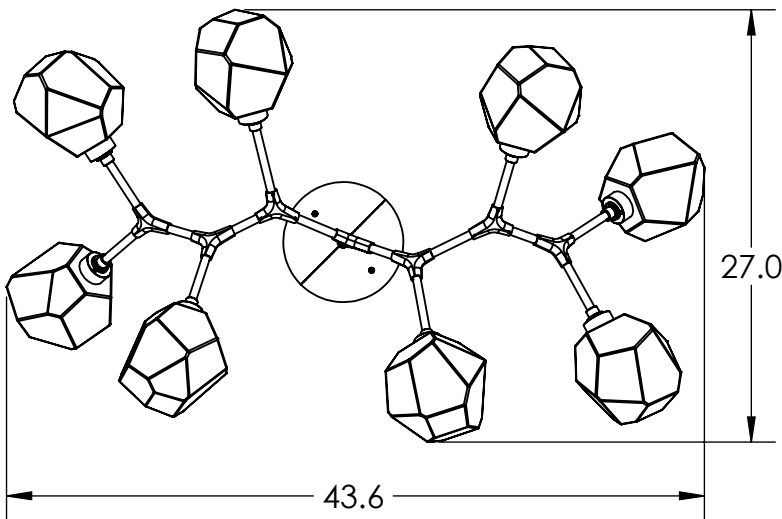
Product #: PLB0039-BB



OAH ADJUSTABLE
IN 3" INCREMENTS
FROM 26" TO 83"



**DIMENSIONS OF THE FIXTURE VARY
BASED ON POSITION OF KNOTS**



All dimensions are shown in inches unless otherwise stated.
Visit hammertonstudio.com for product options.

3/4/2020 (A)

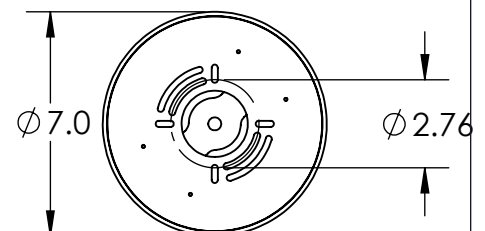
Mounting Packet: T	Weight(lbs.): 34	Electrical Type: LED	CCT: 2700 K
UL Location: DRY	Elec. Qty: 8	Wattage: 21	Voltage: 120
Finish: SEE WEB SITE FOR OPTIONS	Source Lumens: Ambient: 1440	Down: -----	
Top Diffuser: CLOSED GLASS	Dimmable: Forward/Reverse Phase To 1%		
Bottom Diffuser: CLOSED GLASS	CRI: 93+	Power Factor: >0.9	

All fixtures created by Hammerton are handcrafted by artisans. Dimensions may vary up to 7/8".

© Copyright 2020. All rights in design, detail or invention of this drawing are reserved as the property of Hammerton. Any imitation or adaptation without written consent is strictly prohibited.

Hammerton Inc. 217 Wright Brothers Dr. Salt Lake City, UT 84116 (801)973-8095

Canopy Mounting Detail



MOUNTS DIRECTLY TO J-BOX