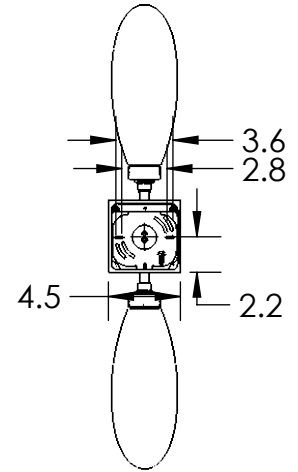
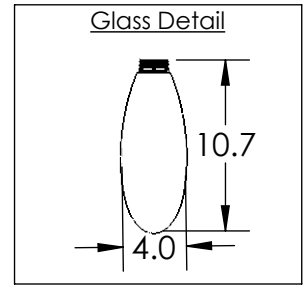
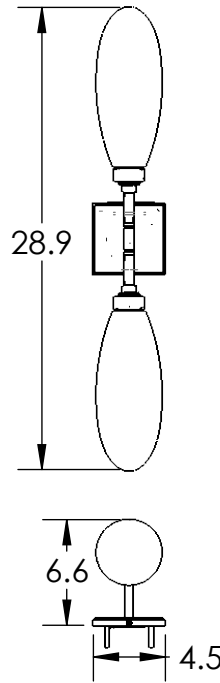


All dimensions are shown in inches unless otherwise stated.



Mounting Method: J-Box Wall Mount

PRODUCT DESCRIPTION

A versatile wall lighting solution that suits a range of interior styles, this 29" tall sconce features two 'Fiori' artisan blown glass shades with metalwork detail and a backplate that can be mounted horizontally or vertically. 3000K Integrated LED light illuminates each glass shade without the distraction of a filament bulb. Offered in a choice of eight finishes.

PRODUCT SPECIFICATION

Construction: Aluminum Body, Blown Glass

Finish Options: FB GB GM* HB* MB BS RB* SN*

Glass Options: White Blown Glass

Suspension Method: Wall Mount

Weight(lbs.): 4LBS

UL Rating: Dry

Top Diffuser: Closed Glass

Bottom Diffuser: Closed Glass

Light Source: DC LED

Electrical Qty: 2

Wattage (Watts):6

Voltage (Volts): 120 V

Source Lumens: 466

Dimming: Forward/Reverse Phase to 1%

CCT: 3000K

Driver Quantity & Location: 1, In J-Box

CRI: 93+

Power Factor: >0.9

*Coastal Metallic options are available upon request and are required for installations located within 10 miles of the ocean.

SCAN FOR MORE INFORMATION

Notes:

GENERAL NOTES:

Visit studio.hammerton.com to read our Lifetime Limited Warranty.

This product may use mixed materials like steel and aluminum in its construction. Translucent finishes may vary between steel and aluminum.

All Hammerton fixtures are handcrafted by artisans. Subtle imperfections reflect the mark of the artisan and should be expected in any handcrafted product. Dimensions may vary up to 7/8".

Rev **B** 8/19/2021