

# TRACK CONNECTORS

## 120V Track System

# WAC LIGHTING

Responsible Lighting®














Fixture Type:

Catalog Number:

Project:

Location:

Track Connectors	Model	Finish	Description				
 Live End Connector	<b>HLE</b> H Track	<b>BK</b> Black <b>BN*</b> Brushed Nickel <b>WT</b> White <b>DB**</b> Dark Bronze	Use for direct wiring through ceiling. A canopy plate is required when using with a standard junction box.				
	<b>LLE</b> L Track						
	<b>JLE</b> J Track						
	<b>J2-LE</b> J2 Track						
 Live End BX Connector	<b>HBXLE</b> H Track			<b>BK</b> Black <b>BN*</b> Brushed Nickel <b>WT</b> White <b>DB**</b> Dark Bronze	Use with surface mounted BX or non-metallic sheathed cable. Also provides through the ceiling connection.		
	<b>LBXLE</b> L Track						
	<b>JBXLE</b> J Track						
	<b>J2-BXLE</b> J2 Track						
 "I" Power Connector	<b>HI-PWR</b> H Track					<b>BK</b> Black <b>BN*</b> Brushed Nickel <b>WT</b> White <b>DB**</b> Dark Bronze	Power entry point at the connection of 2 tracks.
	<b>LI-PWR</b> L Track						
	<b>JI-PWR</b> J Track						
	<b>J2-IPWR</b> J2 Track						
 "L" Connector Left	<b>HL-LEFT</b> H Track	<b>BK</b> Black <b>BN*</b> Brushed Nickel <b>WT</b> White <b>DB**</b> Dark Bronze	Use to join 2 track sections to make power feedable 90° left polarity turns.				
	<b>LL-LEFT</b> L Track						
	<b>JL-LEFT</b> J Track						
	<b>J2-LLEFT</b> J2 Track						
 "L" Connector Right	<b>HL-RIGHT</b> H Track			<b>BK</b> Black <b>BN*</b> Brushed Nickel <b>WT</b> White <b>DB**</b> Dark Bronze	Use to join 2 track sections to make power feedable 90° right polarity turns.		
	<b>LL-RIGHT</b> L Track						
	<b>JL-RIGHT</b> J Track						
	<b>J2-LRIGHT</b> J2 Track						
 "T" Connector	<b>HT</b> H Track					<b>BK</b> Black <b>BN*</b> Brushed Nickel <b>WT</b> White <b>DB**</b> Dark Bronze	Use to join 3 track sections. Power feedable on H and J only. "T" Connector with opposite polarity can be custom ordered.
	<b>LT</b> L Track						
	<b>JT</b> J Track						
	<b>J2-T</b> J2 Track						
 "X" Connector	<b>HX</b> H Track	<b>BK</b> Black <b>BN*</b> Brushed Nickel <b>WT</b> White <b>DB**</b> Dark Bronze	Use to join 4 track sections. Power feedable on H and J only.				
	<b>LX</b> L Track						
	<b>JX</b> J Track						
	<b>J2-X</b> J2 Track						
 "I" Connector	<b>HI</b> H Track			<b>BK</b> Black <b>BN*</b> Brushed Nickel <b>WT</b> White <b>DB**</b> Dark Bronze	Use to join two sections of track with electrical continuity.		
	<b>LI</b> L Track						
	<b>JI</b> J Track						
	<b>J2-I</b> J2 Track						
 "I" Dead End Connector	<b>HI-DEC</b> H Track					<b>BK</b> Black <b>BN*</b> Brushed Nickel <b>WT</b> White <b>DB**</b> Dark Bronze	Joins two sections of track without electrical continuity.
	<b>LI-DEC</b> L Track						
	<b>JI-DEC</b> J Track						
	<b>J2-IDEC</b> J2 Track						
 Flexible Track Connector	<b>HFLX</b> H Track	<b>BK</b> Black <b>BN*</b> Brushed Nickel <b>WT</b> White <b>DB**</b> Dark Bronze	Connects two track sections at variable angles. Use as a transition from wall-to-wall, wall-to-ceiling, or ceiling-to-ceiling. Power feedable.				
	<b>LFLX</b> L Track						
	<b>JFLX</b> J Track						
	<b>J2-FLX</b> J2 Track						
 Floating Canopy Connector	<b>HFC</b> H Track			<b>BK</b> Black <b>BN*</b> Brushed Nickel <b>WT</b> White <b>DB**</b> Dark Bronze	Connects to octagon box. Allows track to be powered anywhere along the length of the track.		
	<b>LFC</b> L Track						
	<b>JFC</b> J Track						

\*BN finish only available for H, L, J Track \*\*DB finish only available for H Track

WAC Lighting  
 www.waclighting.com  
 Phone (800) 526.2588 • Fax (800) 526.2585

Headquarters/Eastern Distribution Center  
 44 Harbor Park Drive • Port Washington, NY 11050  
 Phone (516) 515.5000 • Fax (516) 515.5050

Western Distribution Center  
 1750 Archibald Avenue • Ontario, CA 91760  
 Phone (800) 526.2588 • Fax (800) 526.2585