

FLOS

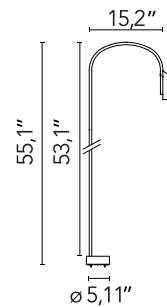
■ F016A43BU33 Anthracite

Caule Bollard 3 Dimmable 1-10V NEW

Designed by Patricia Urquiola



Collection of outdoor lighting units in bollard version, both available in different heights. The lamps are characterized by their soft, pliable stem. The lamp head is available in two different models: solid, for direct soft light, or with a 'nest' cover, a metallic mesh creating a unique wash of diffuse light. The structure of the stem is made of AISI 304 stainless steel for effective resistance to atmospheric agents. The base for and the bollard version is made of die-cast aluminium. The lamp head, which holds the included LED light source, is made of moulded aluminium; the cover of the 'nest' version is made of a metallic mesh in AISI 316L stainless steel. The structure is treated with a chemical conversion process for effective resistance to atmospheric agents. The screen protecting the light source is made of sanded glass for the solid head and methacrylate for the 'nest' version. The bollard version comes with a 200-mm length of neoprene cable and is ready for installation on any flooring. Optional accessory (sold separately): box for installation on flooring laid over concrete. LED light source included. Integrated 220-240V ON/OFF or dimmable electrical power. The device may be installed on any flooring with anchors. Box for installation on flooring laid over concrete sold separately. 110V version upon request.



Are you a professional and your project needs consulting and support?

[BOOK AN APPOINTMENT](#)

Download

[Family spec sheet](#)  ZIP

[Mounting instructions](#)  ZIP

Photometric Files

[LDT / IES](#)  ZIP

Main specifications

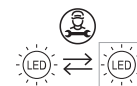
| | |
|------------------|----------------------|
| Mounting | Ground |
| Environments | Outdoor wet location |
| LED type | Power LED |
| Lamp category | LED |
| Power (W) | 5 |
| System flux (lm) | 324 |

Physical

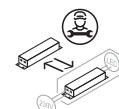
| | |
|-------------|------------|
| Color | Anthracite |
| Trim | No |
| Orientation | Fixed |
| IP internal | 66 |

Ecodesign and Energy Labelling

This product contains a light source of energy efficiency class E



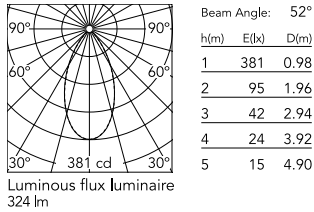
Replaceable (LED only) light source by a professional



Replaceable control gear by a professional



Schematic light drawing



Photometric

| | |
|------------------------|-----------|
| Lighting type | Direct |
| Light distribution | Symmetric |
| CCT (K) | 4000 |
| CRI> | 80 |
| Beam angle C0-180 (°) | 52 |
| Beam angle C90-270 (°) | 52 |

Electrical

| | |
|--------------------|----------------|
| Insulation class | I |
| Frequency (Hz) | 50-60 |
| Main voltage (Vac) | 120-277 |
| Driver | Integrated |
| Dimmable | Yes |
| Dimming type | Dimmable 1-10V |
| Emergency type | No |

Notes

We recommend using a connection system with a degree of protection greater than or equal to the degree of protection of the luminaire.

During the installation and the maintenance of the fixtures it is important to be careful and avoid damages on the paint coating.

Damages on the coating exposed to outdoor conditions or water, could cause corrosion.

Chemical substances affect the anticorrosion covering protection.

For LED fixtures, there is evidence that most of the damages are connected to electrical effects related to the insulations, which cause destructive electrical discharges

These effects are frequently caused by:

- over voltage coming from the mains' network where fixture is connected.
- electrostatic discharge (ESD) coming from the environment.

The use of a protective device against the overvoltage on the electrical installation is warmly suggest this helps to reduce the intensity of some of these phenomenon and prevent irreversible damages. The selection of the type of device to be used must be adjust on the electrical plant.

Accessories & Power Supply



OPTIONAL
Accessory

F016Z000000

Box for ground installation