

FLOS

F019B31DU33 Anthracite

Flauta Spiga 1 NEW

Designed by Patricia Urquiola



Are you a professional and your project needs consulting and support?

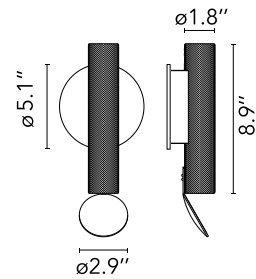
[BOOK AN APPOINTMENT](#)

Main specifications

| | |
|-------------------|----------------------|
| Mounting | Wall |
| Environments | Outdoor wet location |
| Light Source Type | LED |
| LED type | Power LED |
| Lamp category | LED |
| Number of heads | 1 |
| Power (W) | 12 |
| System power (W) | 12 |
| System flux (lm) | 2x372 |

Physical

| | |
|-----------------|------------|
| Color | Anthracite |
| Orientation | Fixed |
| Net weight (lb) | 1.32 |
| IP internal | 65 |



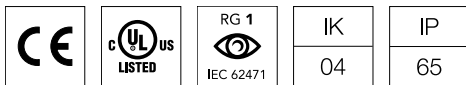
Download

[Family spec sheet](#) ZIP

[Mounting instructions](#) ZIP

Photometric Files

[LDT / IES](#) ZIP

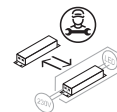


Ecodesign and Energy Labelling

This product contains a light source of energy efficiency class E

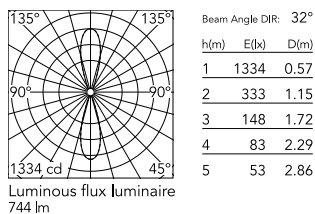


Replaceable (LED only) light source by a professional



Replaceable control gear by a professional

Schematic light drawing



Photometric

| | |
|---------------------------------|------------------|
| Lighting type | Indirect, Direct |
| Light distribution | Symmetric |
| CCT (K) | 3000 |
| CRI> | 80 |
| Beam angle C0-180 (°) | 16 |
| Beam angle C90-270 (°) | 16 |
| Beam angle indirect C0-180 (°) | 16 |
| Beam angle indirect C90-270 (°) | 16 |

Electrical

| | |
|--------------------|-------------------|
| Insulation class | II |
| Frequency (Hz) | 50-60 |
| Main voltage (Vac) | 100-127 |
| Driver | Integrated |
| Dimmable | Yes |
| Dimming type | Dimmable DALI 1 |
| Dimming range (%) | 10-100 |
| Dimming interface | Dimmer Integrated |
| Emergency type | No |

Notes

We recommend using a connection system with a degree of protection greater than or equal to the degree of protection of the luminaire.

During the installation and the maintenance of the fixtures it is important to be careful and avoid damages on the paint coating.

Damages on the coating exposed to outdoor conditions or water, could cause corrosion.

Chemical substances affect the anticorrosion covering protection.

For LED fixtures, there is evidence that most of the damages are connected to electrical effects related to the insulations, which cause destructive electrical discharges

These effects are frequently caused by:

- over Voltage coming from the Mains' network where fixture is connected.
- electrostatic discharge (ESD) coming from the environment.

The use of a protective device against the overvoltage on the electrical installation is warmly suggest this helps to reduce the intensity of some of these phenomenon and prevent irreversible damages.

The selection of the type of device to be used must be adjust on the electrical plant. 110V version available by request.