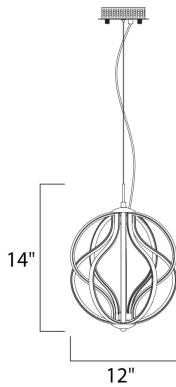




PRODUCT DESCRIPTION

A sculpture of durable steel and aluminum channel is gracefully formed with offsetting waves of motion. This collection is fully dimmable for a great combination of form and function.





MEASUREMENTS

DIMENSION : 12" L x 12" W x 14" H
 MAX OAH : 134" OAH
 CANOPY : 5.5" W x 2.5" H x 5.5" L
 HANGING WEIGHT : 5.1 lb

LAMPING

INPUT VOLTAGE : 120V
 LUMENS : 2,268 Rated (2,000 Del.)
 BULB : 1 x 32.5W LED PCB Integrated , 32W Total
 BULB INCLUDED : (Integrated)
 DIMMABLE : Triac CL
 CRI : 80+ CRI
 COLOR_TEMP : 3000K

FINISHES OPTION

-  Black
-  Polished Chrome

MATERIAL

Aluminum, Steel, Acrylic

RATINGS

cETLus
 Dry Location



ADDITIONAL

ADJUSTABLE
 SLOPE: 90
 RATED LIFE 35000 Hours
 OPERATING TEMPERATURE:
 -20°C (-4°F), 40°C (104°F)

Always consult a qualified electrician before installing any lighting product.



WESTERN DISTRIBUTION CENTER (HEADQUARTER)
 253 NORTH VINELAND AVE | CITY OF INDUSTRY, CA 91746
EASTERN DISTRIBUTION CENTER
 4200 SHIRLEY DR. | ATLANTA, GA 30336
 P. 626.956.4200 | F. 626.956.4225 | et2online.com