


Pex™ 4" Round Curved Reflector

Pex™ Precision die-cast adjustable trims with twist-on system for easy Koto™ Module installation



Features

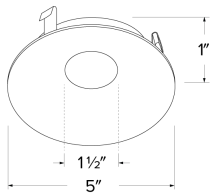
- 4" Round Curved Reflector.
- Convenient twist-on design for easy installation.
- Lamp: Koto™ LED Module.
- Wet location rated.

Technical Details

Construction: Diecast aluminum with a powder coated finish.

Installation: Twist-on design allows for easy mounting onto the Koto™ LED Module.

Lamp: Koto™ LED Module.



Dimensions:

Options



All White



All Black

Product Numbers

| Item | Finish |
|----------|-----------|
| ELK4172W | All White |
| ELK4172B | All Black |

Product Number Builder Example: ELK4172W

Pex™ 4" Round Curved Reflector

Finish

ELK4172

W All White

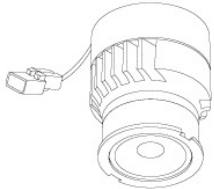
B All Black

Compatible Products



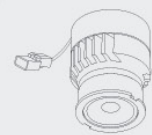
For use with 4" Koto™ Twist-On Trims

Koto™ LED Module & 4" Dedicated LED ICA Housing



Koto™ LED Module
ELK07, ELK09, & ELK11

| PRODUCT NUMBER BUILDER | | | | | |
|------------------------|---------|---------------------------------------|------------|-----------------------------------|--|
| Koto™ LED Module | Lumens | Color Temperature | Beam Angle | | |
| ELK | | | | | |
| 07 | 750 lm | 27 2700K | (blank) | 38° lens (Standard) | |
| 09 | 950 lm | 30 3000K | -S | 18° lens | |
| 11 | 1150 lm | 35 3500K | -N | 25° lens | |
| | | 40 4000K | -W | 60° lens | |
| | | SD Sunset Dimming (For ELK09 & ELK11) | -FC | 18° - 50° Adjustable (ELK07 Only) | |



Koto™ LED Module with 5-CCT Switch



Product Number

| | |
|----------|----------------------|
| ELK08CT5 | 825 lm, 5-CCT, 120V |
| ELK10CT5 | 1000 lm, 5-CCT, 120V |

ACCESSORIES



Lens

| | |
|--|----------|
| EP731C* | 18° Lens |
| EP732C* | 25° Lens |
| EP733C* | 38° Lens |
| EP734C* | 60° Lens |
| <small>*EP732C, EP733C, EP734C Included with standard module</small> | |

Snoot

| | |
|------|-------|
| L50W | White |
| L50B | Black |



Secondary Optics

| | |
|-----|---------------|
| L45 | Hex Louver |
| L46 | Linear Lens |
| L47 | Spread Louver |
| L49 | Frosted Lens |
| L51 | Color Shifter |

*Standard module includes 38° installed with 25° & 60° field changeable lenses.

4" Koto™ Dedicated LED ICA Housing



4" ICA Maximum Adjustability Housing
New Construction

| CAT NO. | SPECIFICATIONS |
|----------|-----------------------|
| EL485ICA | Maximum Adjustability |

Compatible Products

For use with 4" Koto™ Twist-On Trims

Koto™ Architectural LED Light Engine



Koto™ LED Light Engine
ELK19 - ELK21

| PRODUCT NUMBER BUILDER | | | |
|------------------------|----------------|--------------------------------|---------------------------------------|
| Koto™ LED Light Engine | Lumens | Color Temperature | Beam Angle |
| ELK | | | |
| 19 | 750 - 850 lm | 27D 2700K | (blank) 38° lens (Standard) |
| 21 | 1100 - 1500 lm | 30D 3000K | -S 18° lens |
| | | 35D 3500K | -N 25° lens |
| | | 40D 4000K | -W 60° lens |
| | | SD Sunset Dimming (ELK19 Only) | -FC 18° - 50° Adjustable (ELK21 Only) |

**Standard module includes 38° installed with 25° & 60° field changeable lenses.*

ACCESSORIES



Lens

- EP731C** 18° Lens
 - EP732C** 25° Lens
 - EP733C** 38° Lens
 - EP734C** 60° Lens
- *EP732C, EP733C, EP734C
Included with standard module



Snoot

- L50W** White
- L50B** Black



Secondary Optics

- L45** Hex Louver
- L46** Linear Lens
- L47** Spread Louver
- L49** Frosted Lens
- L51** Color Shifter

4" Koto™ Architectural Recessed Housings



4" Maximum Adjustability ICA Housing
Use with ELK21 Series Module
Not for use with ELK19 Series Module
New Construction



4" Shallow Maximum Adjustability ICA Housing
1000 lm (14.7W) w/ELK19 Series Module
1200 lm (14.7W) w/ELK21 Series Module
New Construction

| CAT NO. | SPECIFICATIONS |
|------------|---|
| E4LK47ICA | 1350 lm, 15.7W, 120V, Triac/ELV |
| E4LK48ICAD | 1350 lm, 15.7W, 120/277V, 0-10V/Triac/ELV |
| E4LK78ICA | 1500 lm, 18.9W, 120V, Triac/ELV |
| E4LK79ICAD | 1500 lm, 18.9W, 120/277V, 0-10V/Triac/ELV |

| CAT NO. | SPECIFICATIONS |
|------------|---------------------------|
| E4LK98ICA | 120V, Triac/ELV |
| E4LK99ICAD | 120/277V, 0-10V/Triac/ELV |

Compatible Products

For use with 4" Koto™ Twist-On Trims

Koto™ 24V DC LED Light Engine



24V DC Koto™ LED Light Engine

| PRODUCT NUMBER BUILDER | | | |
|------------------------|--------|-------------------|---------|
| Koto™ LED Light Engine | Lumens | Color Temperature | Voltage |
| ELK | | | |

| | | | | | |
|----|--------|----|-------|-----|--------|
| 08 | 800 lm | 27 | 2700K | -24 | 24V DC |
| | | 30 | 3000K | | |

**Standard module includes 38° installed with 25° & 60° field changeable lenses.*

ACCESSORIES



Lens

- EP731C** 18° Lens
- EP732C** 25° Lens
- EP733C** 38° Lens
- EP734C** 60° Lens

**EP732C, EP733C, EP734C Included with standard module*



Snoot

- L50W** White
- L50B** Black



Secondary Optics

- L45** Hex Louver
- L46** Linear Lens
- L47** Spread Louver
- L49** Frosted Lens
- L51** Color Shifter
- L57** White Hex Louver
- L52** Blue Lens
- L53** Pink Shifter

4" Koto™ Dedicated LED ICA Housings (24V DC Input)



24V DC 4" ICA Maximum Adjustability Housing
New Construction

| CAT NO. | SPECIFICATIONS |
|------------|-----------------------|
| E24V485ICA | Maximum Adjustability |

**Requires 24V DC Transformer*