

3" Knife Edge Wood Ceiling Trim

With Mounting Clips for use with Round Flush Mount Koto Trim Adaptor



Features

- Compatible with 3" Trimless Smooth Reflector (ELK315). Sold Separately
- 3" Die-Cast Round Adaptor with Mounting Clips.
- Compatible with ceilings up to 2" thick
- 3 7/8" O.D.
- Lamp: Koto™ LED Module and Canless Koto™ LED Module.

Technical Details

Construction: Diecast aluminum with a powder-coated finish.

Installation: For use with 3" Trimless Smooth Reflector (ELK315W). Sold separately. Compatible with ceilings up to 2" thick. Remove collar from housing before installing.

Lamp: Koto™ LED Module and Canless Koto™ LED Module.

Options

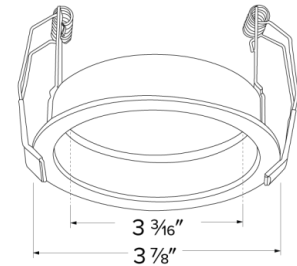


White



Black

Dimensions



Product Numbers

Item	Finish
EL3WCRW	All White
EL3WCRB	All Black

Product Number Builder Example: EL3WCRW

3" Knife Edge Wood Ceiling Trim

Color Finish

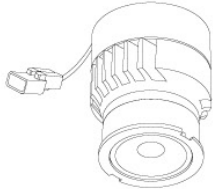
EL3WCR

- W** All White
- B** All Black

Compatible Products

For use with 3" Koto™ Twist-&-Lock Trimless

Koto™ LED Module



Koto™ LED Module
ELK07, ELK09, & ELK11

PRODUCT NUMBER BUILDER			
Koto™ LED Module	Lumens	Color Temperature	Beam Angle
ELK			
07	750 lm	27 2700K	(blank) 38° lens (Standard)
09	950 lm	30 3000K	-S 18° lens
11	1150 lm	35 3500K	-N 25° lens
		40 4000K	-W 60° lens
		SD Sunset Dimming (For ELK09 & ELK11)	-FC 18° - 50° Adjustable (ELK07 Only)

ACCESSORIES



Lens

EP731C	18° Lens
EP732C	25° Lens
EP733C	38° Lens
EP734C	60° Lens

EP732C, EP733C, EP734C Included



Snoot

L50W	White
L50B	Black



Secondary Optics

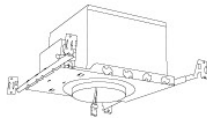
L45	Hex Louver
L46	Linear Lens
L47	Spread Louver
L49	Frosted Lens
L51	Color Shifter

Koto™ LED Module with 5-CCT Switch

Product Number

ELK08CT5	825 lm
ELK10CT5	1000 lm

3" Koto™ Dedicated LED ICA Housings



3" ICA Maximum Adjustability Housing
New Construction

CAT NO.	SPECIFICATIONS
EL386ICA	Maximum Adjustability

3" Pex™ Trimless

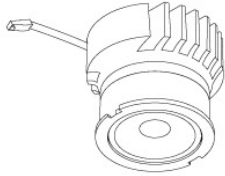


Adjustable Trimless Reflector
ELK315
Finishes:
(W, B, H)

Compatible Products

For use with 3" Koto™ Twist-&-Lock Trimless

Koto™ Architectural LED Light Engine



Koto™ LED Light Engine
ELK19 - ELK21

PRODUCT NUMBER BUILDER			
Koto™ LED Light Engine	Lumens	Color Temperature	Beam Angle
ELK			
19	750 - 850 lm	27D 2700K	(blank) 38° lens (Standard)
21	1100 - 1500lm	30D 3000K	-S 18° lens
		35D 3500K	-N 25° lens
		40D 4000K	-W 60° lens
		SD Sunset Dimming (ELK19 Only)	-FC 18° - 50° Adjustable (ELK21 Only)

ACCESSORIES



Lens

- EP731C** 18° Lens
- EP732C** 25° Lens
- EP733C** 38° Lens
- EP734C** 60° Lens

*EP732C, EP733C, EP734C Included



Snoot

- L50W** White
- L50B** Black



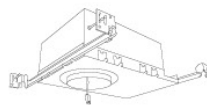
Secondary Optics

- L45** Hex Louver
- L46** Linear Lens
- L47** Spread Louver
- L49** Frosted Lens
- L51** Color Shifter

3" Koto™ Architectural Recessed Housings



3" High Lumen Maximum Adjustability ICA Housing
1500 lm (18.9W) w/ELK21 Series Module
Not for use with ELK19 Series Module
New Construction



3" Shallow Maximum Adjustability ICA Housing
850 lm (14.7W) w/ELK19 Series Module
1100 lm (14.7W) w/ELK21 Series Module
New Construction

CAT NO.	SPECIFICATIONS
E3LK53ICA	15.7W - 120V - Triac/ELV
E3LK54ICAD	15.7W - 120/277V 0-10V/Triac/ELV
E3LK85ICAD	18.9W - 120/277V 0-10V/Triac/ELV

CAT NO.	SPECIFICATIONS
E3LK76ICA	120V - Triac/ELV
E3LK77ICAD	120/277V - 0-10V/Triac/ELV

3" Pex™ Trimless



Adjustable Trimless Reflector
ELK315
Finishes:
(W, B, H)