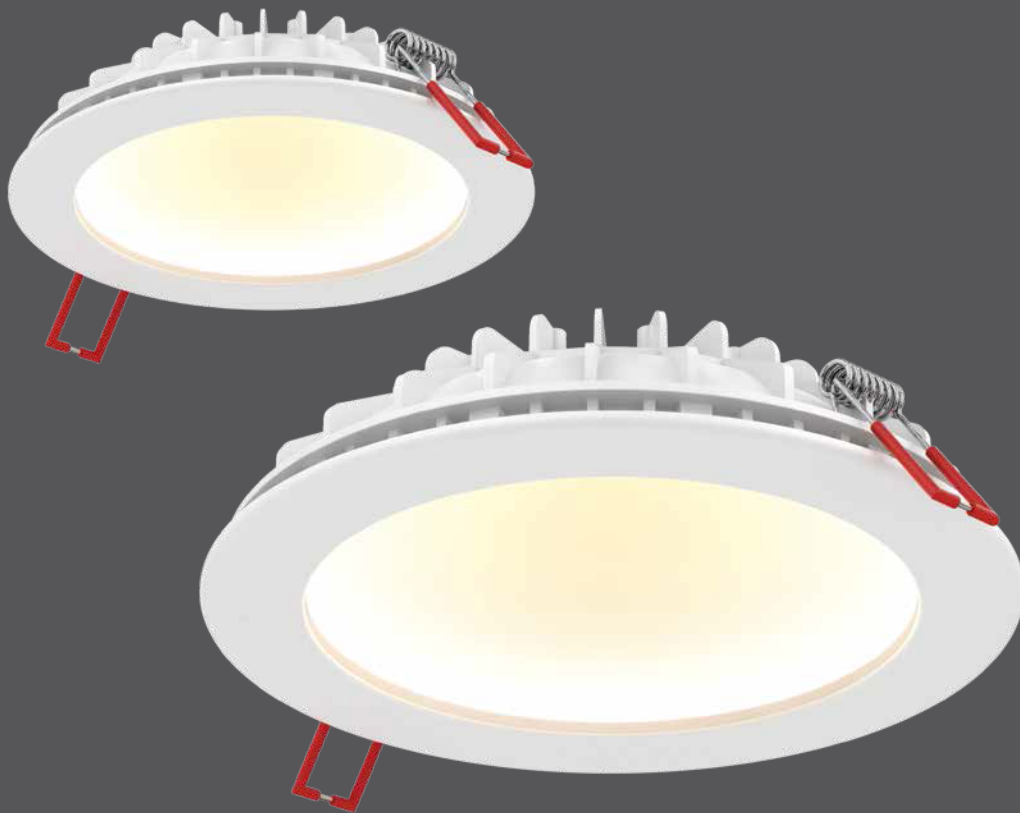


---

## Indirect panel

Imagine being able to create the perfect mood when dimming your lights. This is now possible with our Dim to Warm concept, generating a warm, exquisite glow to set the tone for your evening.



Model	Size	Watts	Delivered lumens	LED lumens	CRI	Color °T	Voltage
<b>IND4-DW</b>	4"	9 W	500 lm	975 lm	80	3000 K - 2200 K	120 V
<b>IND6-DW</b>	6"	12 W	750 lm	1500 lm	80	3000 K - 2200 K	120 V

### Specifications

Every fixture includes a junction box with integrated dimmable driver  
 Can be daisy chained  
 Over 50,000 hours of service life  
 Dim-to-warm technology, dims from 3000 K to 2200 K to mimic incandescent light  
 Smooth 360° wide spread  
 Minimal heat emission  
 Dome reflector  
 110° beam spread  
 Indirect lighting design with glare reduction

Aluminum construction  
 IC certification (suitable for direct contact with insulation)  
 Air-tight certified as per ASTM E283-04  
 Suitable for damp locations  
 Refer to website for dimmer compatibility  
 5-year warranty

### Finish

○ **WH** White

### Accessories

#### RFP-UNI

Universal rough-in plate

#### RFP-46

Rough-in plate for 4" and 6" models

### Order example

#### IND4-DW-WH

Indirect 4" recessed fixture with variable CCT through dimming between 3000 K and 2200 K in a white finish

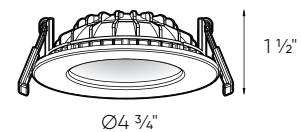
### Note

Other Color °T and Finishes available, but may require MOQ's and longer lead times. Please contact your DALI representative for more information.



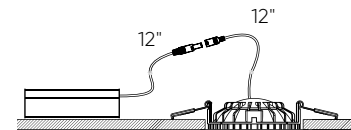
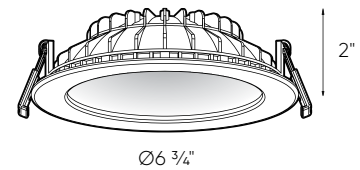
**IND4-DW**

Ø4 3/8"



**IND6-DW**

Ø6 1/4"



5-1/16" x 3" x 1-5/16"