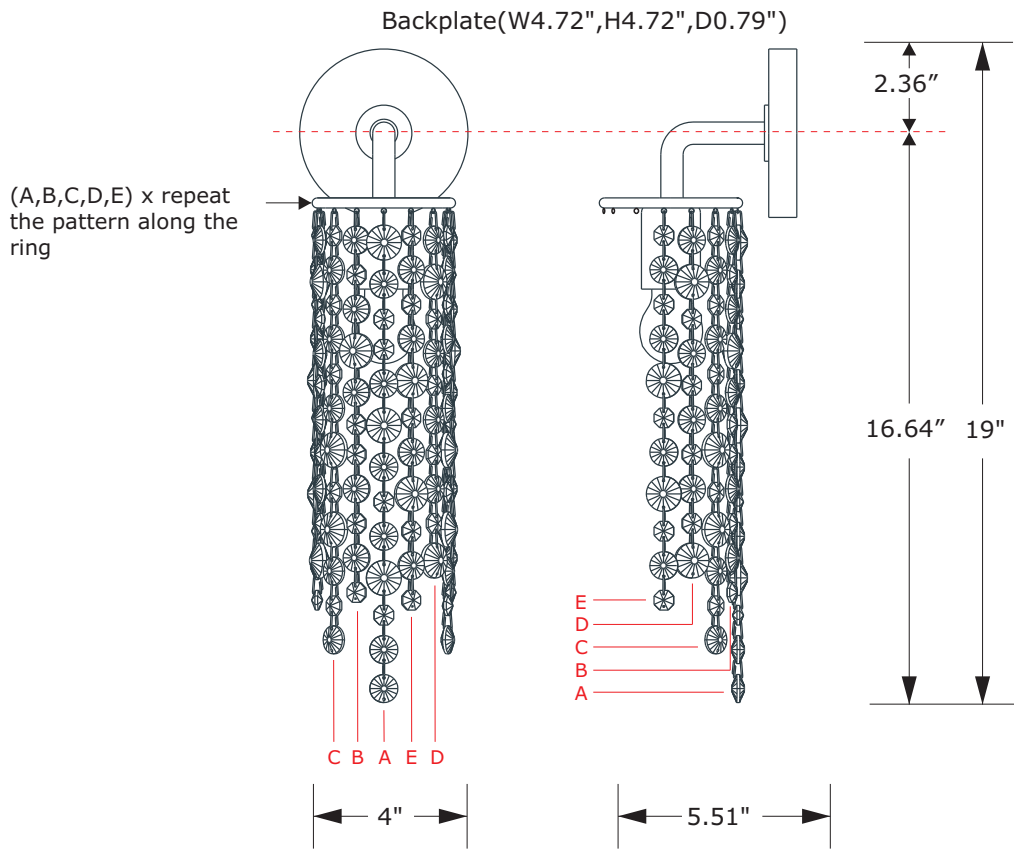



# CRYSTORAMA

LIGHTING THE WAY FOR SIXTY YEARS

## ASSEMBLY INSTRUCTION MODEL #GAB-B7311-GA



All electrical components must be installed by a licensed electrician in accordance with the National Electric Code and the appropriate local electrical codes.



You will need 1-Medium Base Bulb  
60 Watts Recommended 100 Watts Max.


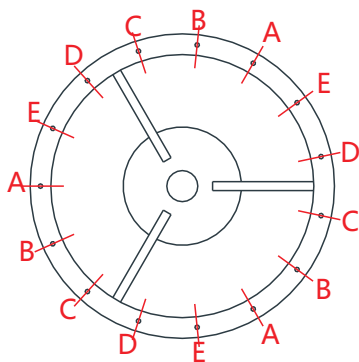
USE LED BULBS FOR EXTENDED USE

This fixture is DAMP rated

### How to Install

1. Attach the fixture frame onto the outlet box.
2. Install the bulb(not included).
3. Dress the fixture with crystal as illustrated.

### DETAILED ILLUSTRATION



### Crystal Key

- A.3 Sets.  
(4)14mm + (6)20mm + (3)25mm
- B.3 Sets.  
(5)14mm + (5)20mm + (1)25mm
- C.3 Sets.  
(5)14mm + (5)20mm + (2)25mm
- D.3 Sets.  
(4)14mm + (4)20mm + (2)25mm
- E.3 Sets.  
(5)14mm + (4)20mm + (2)25mm

**WARNING:** This product can expose you to Lead, which is known to the State of California to cause cancer and/or birth defects or reproductive harm. For more information go to [www.P65Warnings.ca.gov](http://www.P65Warnings.ca.gov).

# CRYSTORAMA

LIGHTING THE WAY FOR SIXTY YEARS

PART NUMBER MODEL #GAB-B7311-GA

---

## Part Number

---

A. (1) - Mounting Hardware

B. (1) - Backplate(W4.72",H4.72",D0.79") #XRE7311GABKP4.72IN

