




Penna 16 walnut, Penna 40 dark stained walnut, Penna 64 walnut

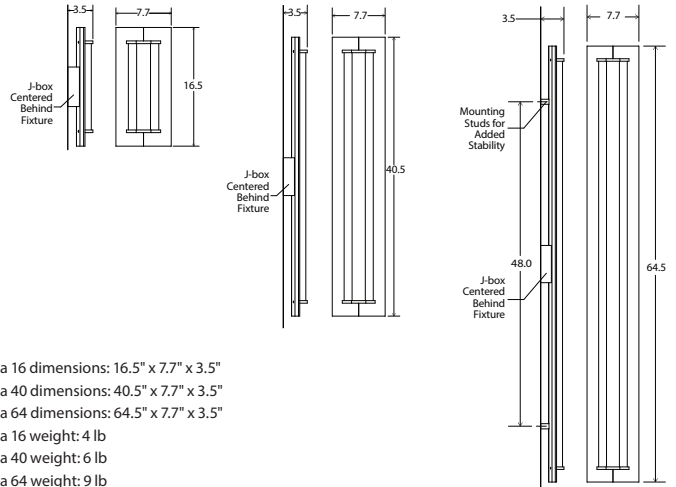


Penna 16 white washed oak

details

Penna 64 mounting studs

Penna 16 / Penna 40 / Penna 64 sconce



Penna 16 dimensions: 16.5" x 7.7" x 3.5"
 Penna 40 dimensions: 40.5" x 7.7" x 3.5"
 Penna 64 dimensions: 64.5" x 7.7" x 3.5"
 Penna 16 weight: 4 lb
 Penna 40 weight: 6 lb
 Penna 64 weight: 9 lb
 Light source: integrated LED
 Penna 16 light output: 510 Lumens (source)
 Penna 40 light output: 1530 Lumens (source)
 Penna 64 light output: 2550 Lumens (source)
 Light color*: 2700 K or 3500 K
 Color accuracy: 90+ CRI
 Penna 16 power usage: 7 W
 Penna 40 power usage: 21 W
 Penna 64 power usage: 35 W
 Dimmable (see driver below)
 Wood grain will vary
 Specifications subject to change



MATERIAL & FINISH OPTIONS

Penna sconce part # 03-220- B -

Size
 16"
 40"
 64"

Metal Finish

brushed brass (CM-120)
 distressed brass (CM-117)

Wood Body

brushed brass (CM-001)
 dark stained walnut (CM-002)
 white washed oak (CM-095)

Lamping*

2700 K LED
 3500 K LED

Driver

120 V AC input voltage
 TRIAC, ELV & 0-10 V dimming
 277 V AC input voltage
 TRIAC, ELV & 0-10 V dimming

Includes

frosted polymer (CM-057)

*Available in 3000K, 4000K and other color temperatures upon request.




brushed brass (CM-120)



distressed brass (CM-117)



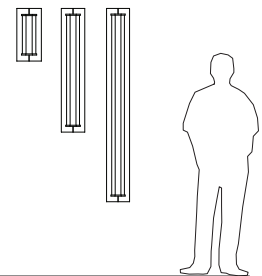
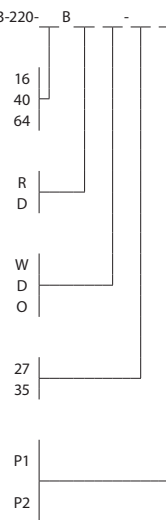
walnut (CM-001)



dark stained walnut (CM-002)



white washed oak (CM-095)



On our Cerno journey, we continue to evolve as designers and craftsman. The Penna is a celebration of us drawing and reflecting on our last ten years. This design is an embodiment of all the lessons that we have learned from designing and building thousands of lights. This fixture balances utility and sophisticated beauty well. The walnut, brass, and leather work in concert to compose a modern form with materials that have been used for thousands of years.

Nick Sheridan
 Designer