

## GENERAL

LOCATION:	Interior
CLASS:	cULus (Class 1)
LOCATION RATING:	Dry
DRIVER REQUIRED:	Mains 120V
INSTALLATION ORIENTATION:	Wall Mount - Vertical
FITTING METHOD:	1/2" Stub Mount & 4" Octagon Box
MAIN MATERIAL:	Metal - Mild Steel
DIMENSIONS (mm):	H: 235 W: 173 D: 208 Ø: 110
DIMENSIONS (inch):	H: 9.25 W: 6.81 D: 8.19 Ø: 4.33
CUT OUT HOLE (mm/inch):	-
RECESS DEPTH (mm/inch):	-
FIRE RATING:	-
CABLE LENGTH (mm/inch):	-
GROSS WEIGHT (lb):	2.29
ADA COMPLIANT:	Yes - if installed in compliance with ADA 307.2, 308, 309.3, 309.4
IC RATING:	-

## LAMP

LIGHT SOURCE:	LED E26/Medium
WATTAGE:	12W MAX
RECOMMENDED LAMP:	12W MAX LED E26/MEDIUM
LAMP INCLUDED:	No
MAXIMUM LAMP LENGTH (mm/inch):	126
LUMINOUS FLUX (lm):	Lamp Dependent
COLOUR TEMP (K):	Lamp Dependent
CRI (Ra):	Lamp Dependent
MACADAM ELLIPSE:	Lamp Dependent
TILT ADJUSTABLE ANGLE (°):	90
ROTATION ADJUSTABLE ANGLE (°):	330
LIFETIME (hrs):	Lamp Dependent
BEAM ANGLE (°):	Lamp Dependent

## ELECTRICAL

SWITCHED:	Yes
DIMMABLE:	-
DIMMING METHOD:	Lamp Dependent
SUPPLY FREQUENCY (Hz):	-
DRIVER/BALLAST VOLTAGE (V):	-
DRIVER LIFETIME (hrs):	-
EFFICACY (lm/W):	Lamp Dependent

## ADDITIONAL INFORMATION:

SHADE INCLUDED:	Shade Sold Separately
SHADE/DIFFUSER MATERIAL:	-
SHADE/DIFFUSER FINISH:	-
F MARK:	-



CODE: 1394034  
FINISH: MATT NICKEL



CODE: 1394044  
FINISH: BRONZE

TO MAINTAIN THIS PRODUCT TO ITS BEST CONDITION, PLEASE VIEW OUR CARE AND CLEANING GUIDELINES ON THE SUPPORT SECTION OF THE ASTRO WEBSITE.

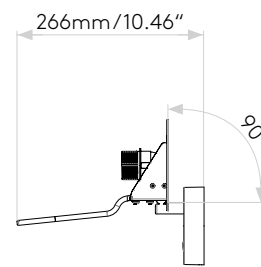
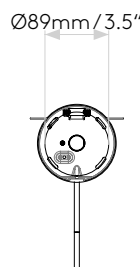
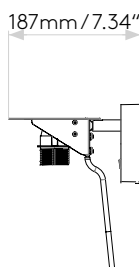
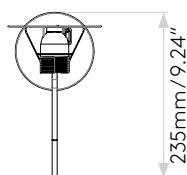
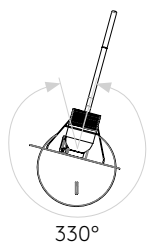
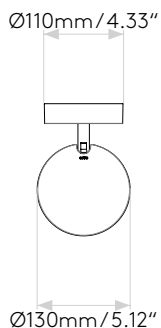
ASTRO® IS A REGISTERED TRADEMARK OF ASTRO LIGHTING LIMITED. ASTRO LIGHTING'S FIXTURE DESIGNS AND IMAGERY ARE PROTECTED UNDER U.S. AND INTERNATIONAL INTELLECTUAL PROPERTY LAWS, AND ALL RIGHTS TO SUCH DESIGNS AND IMAGERY ARE EXPRESSLY RESERVED.

# PRODUCT ELEVATIONS

astro

Please note that some dimensions may vary slightly due to manufacturing tolerances, this includes cable entry and fixing holes.

## Without Shade



## With Shade

