

ENNA SQUARE SWITCHED LED

astro

GENERAL

LOCATION:	Interior
CLASS:	cETLus (Class I)
LOCATION RATING:	Dry
DRIVER REQUIRED:	Mains 120V
INSTALLATION ORIENTATION:	Wall Mount - Vertical
FITTING METHOD:	4" Octagon Box
MAIN MATERIAL:	Metal - Aluminium
DIMENSIONS (mm):	H: 110 W: 110 D: 130
DIMENSIONS (inch):	H: 4.33 W: 4.33 D: 5.12
CUT OUT HOLE (mm/inch):	-
RECESS DEPTH (mm/inch):	31/1.22
FIRE RATING:	-
CABLE LENGTH (mm/inch):	-
GROSS WEIGHT (lb):	1.56
ADA COMPLIANT:	No
IC RATING:	-

LAMP

LIGHT SOURCE:	High Power LED
WATTAGE:	2W
LAMP INCLUDED:	Yes (Integral)
MAXIMUM LAMP LENGTH (mm/inch):	-
LUMINOUS FLUX (lm):	To Be Advised
COLOUR TEMP (K):	2700
CRI (Ra):	80
MACADAM ELLIPSE:	3-Step
TILT ADJUSTABLE ANGLE (°):	90
ROTATION ADJUSTABLE ANGLE (°):	330
LIFETIME (hrs):	60000
BEAM ANGLE (°):	To Be Advised

ELECTRICAL

SWITCHED:	Yes
DIMMABLE:	-
DIMMING METHOD:	-
SUPPLY FREQUENCY (Hz):	50/60
DRIVER/BALLAST VOLTAGE (V):	100-240
DRIVER LIFETIME (hrs):	60000
EFFICACY (lm/W):	To Be Advised

ADDITIONAL INFORMATION:

SHADE INCLUDED:	-
SHADE/DIFFUSER MATERIAL:	-
SHADE/DIFFUSER FINISH:	-
F MARK:	-



CODE: 1058044 (7750)
FINISH: MATT GOLD




CODE: 1058046 (7752)
FINISH: MATT NICKEL




CODE: 1058047 (7753)
FINISH: POLISHED CHROME



CODE: 1058048 (7754)
FINISH: MATT WHITE

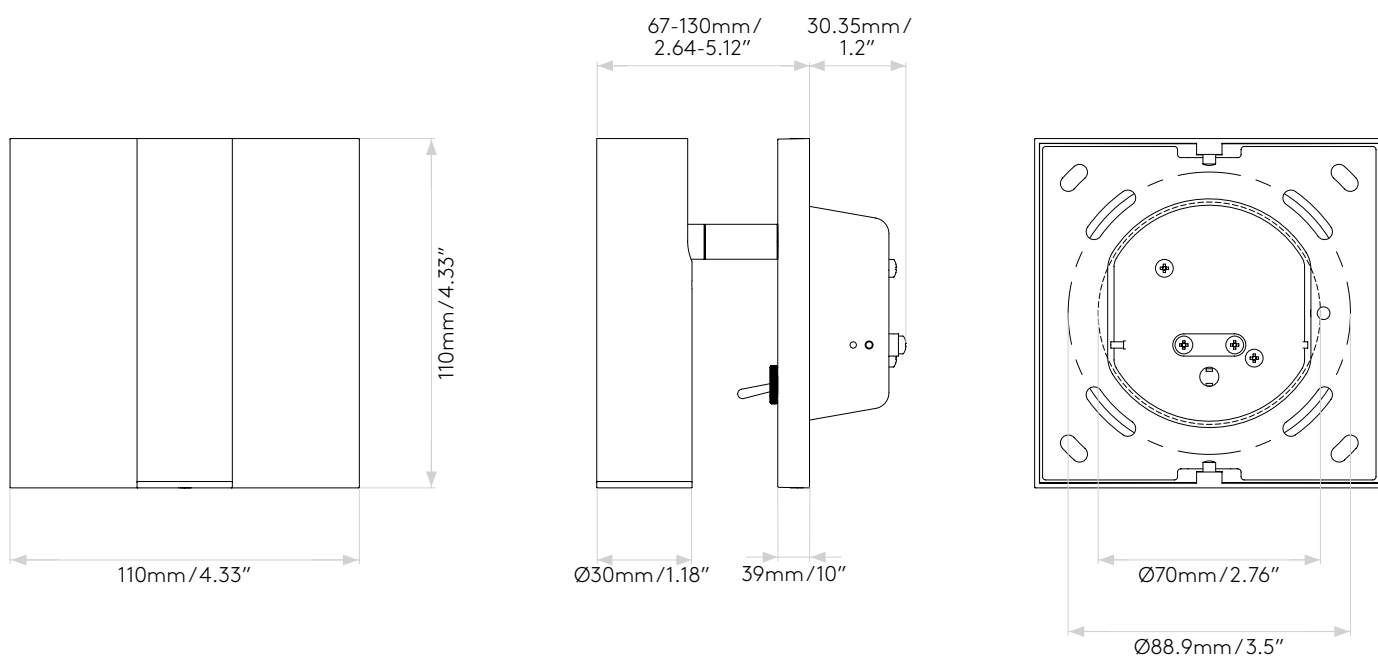
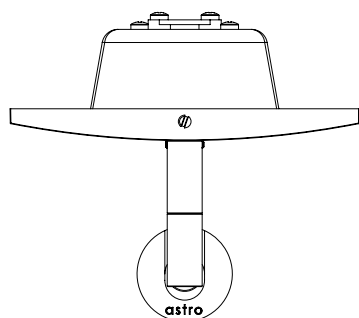


CODE: 1058049 (7755)
FINISH: MATT BLACK



CODE: 1058086 (8272)
FINISH: BRONZE

TO MAINTAIN THIS PRODUCT TO ITS BEST CONDITION, PLEASE VIEW OUR CARE AND CLEANING GUIDELINES ON THE SUPPORT SECTION OF THE ASTRO WEBSITE.



Please note that some dimensions may vary slightly due to manufacturing tolerances, this includes cable entry and fixing holes

Veuillez noter que certaines dimensions peuvent varier légèrement en raison des tolérances de fabrication, y compris l'entrée de câble et les trous de fixation.

Bitte beachten Sie, dass die Maße Fertigungstoleranzen unterliegen und daher in geringem Umfang von der angegebenen Größe abweichen können. Dies gilt auch für Kabeingänge und Befestigungslöcher.

Si prega notare che possono esserci piccole variazioni in alcune dimensioni dovute alle tolleranze di produzione, queste includono l'ingresso del cavo e i fori di fissaggio.