

1418 [GU10]

Name: Dot Accord Pendant 1418
 Collection: Dot
 Application: Pendant
 Construction: Natural Wood Veneer, MDF and Carbon Steel

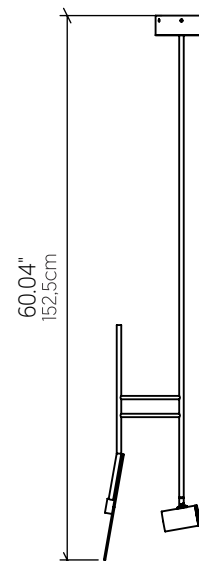
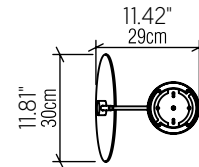
Specifications

Light Source: 1x GU10 6W 120v-277v
 Lamps not Included
 Color Temperature: Lamp Dependent
 Dimming Option: Lamp Dependent
 CRI: Lamp Dependent
 Delivered Lumens: Lamp Dependent
 Total Power: Lamp Dependent
 Input Voltage: 110V/277V
 Input Frequency: 60 Hz
 Canopy Dimension H6.5cm Ø18cm / H2.56" Ø7.09"
 Height Adjustment Limit: N/A
 Weight: 2.88kg/6.35lbs


Fixture Image



Technical Drawing



Photometric Graph



Standards



Item code

Finish Option ^①

If Double Finish Option

 o **i**

Outside

Inside

01 Example: 1277.02

1277	.	02
------	---	----

02 Example: 1277.12o.27i





1277	.	12o	.	27i
------	---	-----	---	-----

Finishing Options ^①

Natural Wood

-  **06** IMBUIA
-  **09** LOURO FREIJÓ
-  **12** TEAK
-  **34** MAPLE
-  **18** WALNUT
-  **43** CATHEDRAL FREIJÓ

Matte Lacquer

-  **02** MATTE BLACK
-  **07** WHITE
-  **15** CAPPUCCINO
-  **25** IRIDESCENT WHITE

Metallic Lacquer

-  **27** GOLD
-  **30** OLIVE GREEN
-  **33** BRONZE
-  **38** PALE GOLD
-  **39** LEAD GREY
-  **40** SATIN BLUE

Observation: