

W12-01055

B8RLE SHEET METAL-BASIC ASM-SINGLE DOOR

Stock Number	Description	Quantity
PSV/12/094	SEALED LEVER LATCH	6.00
PSV/67/671	CONDUIT-FLEX.CORR.PVC 20	0.40
PSV/11/362	M8 PILLAR PACKER TOGGLE	22.00
PSV/16/358	B8RLE AD BLUE SUPPORT BRACKET	1.00
PSV/11/383	BULBTITE RUBBER SEAL	3.50
PSV/16/359	B8RLE SHEET METAL KIT - SINGLE DOOR	1.00
PSV/133/070	BODY PANEL CAPPING	1.00
PSV/133/134	BODY PANEL CAPPING B8RLE	1.00
PSV/133/133	RADIATOR HINGE PANEL CAPPING	1.00
PSV/36/820	B8RLE - SIDE SHEETMETAL PANEL	1.00
PSV/36/821	B8RLE - SIDE SHEETMETAL PANEL	1.00
A12-03467	B8RLE - SIDE SHEETMETAL PANEL	1.00
PSV/36/823	B8RLE - NS REAR WA SHEETMETAL PANEL	1.00
> > PSV/16/360	B8RLE - NS REAR WA SHEETMETAL PANEL	1.00
> > PSV/99/483	WHEELARCH PANEL STIFFENING PLATE	1.00
PSV/36/824	B8RLE - NS REAR WA SHEETMETAL PANEL	1.00
> > PSV/16/361	B8RLE - REAR WA SHEETMETAL PANEL	1.00
> > PSV/99/483	WHEELARCH PANEL STIFFENING PLATE	1.00
PSV/36/825	B8RLE - OILMASTER SHEETMETAL PANEL	1.00
> > PSV/16/363	BODY PANEL HINGE SECTION B8RLE	1.00
> > PSV/16/363	BODY PANEL HINGE SECTION B8RLE	1.00
> > PSV/16/365	B8RLE - OILMASTER SHEETMETAL PANEL	1.00
> > PSV/16/365	PANEL FRAME ASSEMBLY B8RLE	1.00
- - - PSV/16/366	SUPPORT FRAME SECTION B8RLE	1.00
- - - PSV/16/368	HINGE PANEL STRUT BRACKET ANGLE	1.00
- - - PSV/99/104	ACCESS DOOR SUPPORT TUBE	2.00
> > PSV/60/186	DOOR STRUT BRACKET	1.00
> > PSV/10/899	STAY - TELESCOPIC HEAVY DUTY	1.00
> > PSV/62/953	M6x30 CAD ENG.BOLT	2.00
> > PSV/16/368	M6 NYLON PLATED STIFF NUT	2.00
> > PSV/63/032	M6 SELF FINISH HEX NUT	1.00
> > PSV/43/704	1/4in.FLAT STEEL WASHER	8.00
> > PSV/54/129	1in.SQUARE PLASTIC END CAPS	2.00
PSV/36/826	B8RLE - BATTERY ACCESS SHEETMETAL PANEL	1.00
> > PSV/99/999	BODY PANEL HINGE SECTION	1.00
> > PSV/36/460	BODY PANEL HINGE SECTION	1.00
> > PSV/16/369	B8RLE - BATTERY ACCESS SHEETMETAL PANEL	1.00
> > PSV/16/367	HINGE PANEL STRUT BRACKET ANGLE	1.00
> > PSV/60/186	DOOR STRUT BRACKET	1.00
> > PSV/10/899	STAY - TELESCOPIC HEAVY DUTY	1.00
> > PSV/99/104	ACCESS DOOR SUPPORT TUBE	2.00
> > PSV/16/370	SUPPORT TUBE	1.00
> > PSV/54/129	1in.SQUARE PLASTIC END CAPS	2.00
PSV/36/827	B8RLE - SIDE SHEETMETAL PANEL	1.00

W12-01055

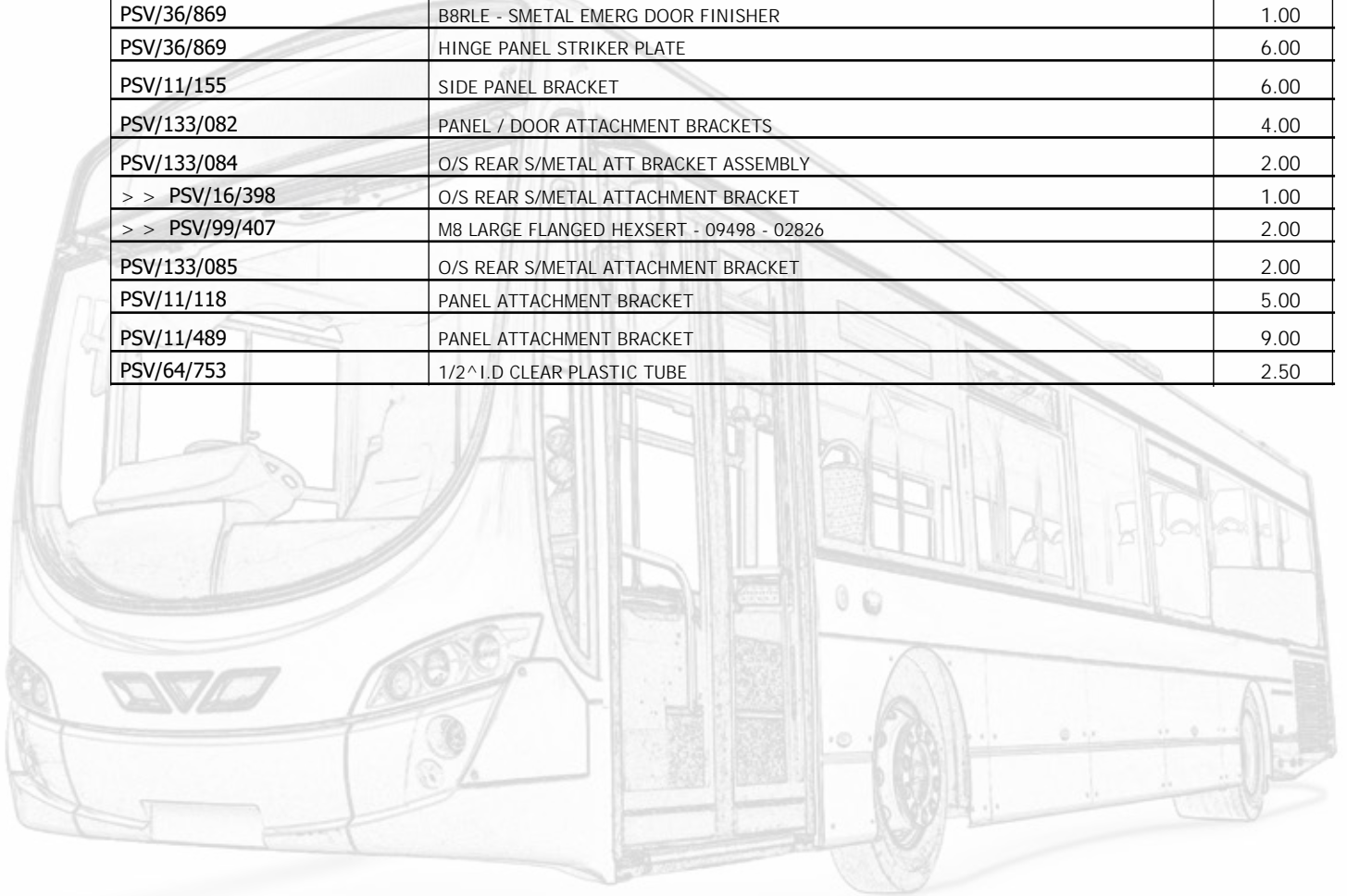
B8RLE SHEET METAL-BASIC ASM-SINGLE DOOR

Stock Number	Description	Quantity
PSV/36/828	B8RLE - SIDE SHEETMETAL PANEL	1.00
PSV/36/829	B8RLE - SIDE SHEETMETAL PANEL	1.00
PSV/36/830	B8RLE - OS REAR WA SHEETMETAL PANEL	1.00
> > PSV/16/361	B8RLE - REAR WA SHEETMETAL PANEL	1.00
> > PSV/99/483	WHEELARCH PANEL STIFFENING PLATE	1.00
PSV/36/831	B8RLE - AD-BLUE FILL SHEETMETAL PANEL	1.00
> > PSV/16/371	B8RLE - AD-BLUE FILL SHEETMETAL PANEL	1.00
> > PSV/11/093	FUEL FILLER FLAP - LARGE	1.00
- - - PSV/41/216	USE DEF-00051 LRGE.FLP.D	1.00
- - - PSV/41/217	EPOXY COATING FOR DEF000	1.00
> > PSV/51/145	AD-BLUE FILLER DRIP TRAY ASSEMBLY	1.00
- - - PSV/64/370	UREA FILL SHROUD 10mm STAINLESS ST FILL	1.00
- - - PSV/99/368	AD-BLUE FILLER DRIP TRAY PART 1	1.00
PSV/36/832	B8RLE - OS REAR WA SHEETMETAL PANEL	1.00
> > PSV/16/372	B8RLE - OS REAR WA SHEETMETAL PANEL	1.00
> > PSV/99/483	WHEELARCH PANEL STIFFENING PLATE	1.00
PSV/36/833	B8RLE - SIDE SHEETMETAL PANEL	1.00
PSV/36/856	SIDE SHEETMETAL PANEL - B8RLE MID DOOR	1.00
> > PSV/16/373	B8RLE - SIDE SHEETMETAL PANEL	1.00
> > PSV/65/715	M6 x 25 CSK BIGHEAD BONDING STRIP	8.00
> > PSV/46/325	40MM DIA ENCAP WASHER N6 NYLON HIGH TEMP	24.00
> > PSV/46/494	SIDE PANEL INSULATION - HIGH TEMPERATURE	1.00
PSV/36/857	B8RLE RADIATOR HINGE PANEL ASSEMBLY	1.00
> > PSV/16/374	B8RLE RADIATOR HINGE PANEL	1.00
> > PSV/16/375	RADIATOR PANEL STRUT BRACKET	1.00
> > PSV/16/376	RADIATOR PANEL STRUT BRACKET	1.00
> > PSV/125/088	GAS SPRING	2.00
> > PSV/60/829	M8 x 40 CAD.ENG.BOLT	4.00
> > PSV/65/036	M6x20 - FLANGE SOCKET BUTTON SCREW - Z+C	22.00
> > PSV/60/828	M8 SELF FINISH HEX NUT	4.00
> > PSV/43/667	M8 CAD.PLATED NYLOC NUT	4.00
> > PSV/60/164	M6 CAD.PLTD.FLAT WASHER	16.00
> > PSV/54/055	RUBBER HINGE SECT.405-00	1.63
> > PSV/16/378	RADIATOR PANEL HINGE BAR SECTION	1.00
> > PSV/16/378	RADIATOR PANEL HINGE BAR SECTION	1.00
> > PSV/16/379	HINGE PANEL BOX SECTION FRAME ASM	1.00
- - - PSV/63/043	M6 CSK NUTSERT	22.00
- - - PSV/16/380	HINGE PANEL FRAME BOX SECTION	1.00
- - - PSV/16/381	HINGE PANEL FRAME BOX SECTION	1.00
- - - PSV/16/382	HINGE PANEL FRAME BOX SECTION	1.00
- - - PSV/16/383	HINGE PANEL FRAME BOX SECTION	1.00
- - - PSV/16/384	RADIATOR PANEL HINGE BRKT	2.00
> > PSV/16/385	RADIATOR HINGE PANEL LOUVRE ASM	1.00
- - - PSV/16/386	RADIATOR PANEL VENT EXTRUSION	12.00
- - - PSV/16/387	RADIATOR LOUVRE ATTACHMENT PLATE	1.00

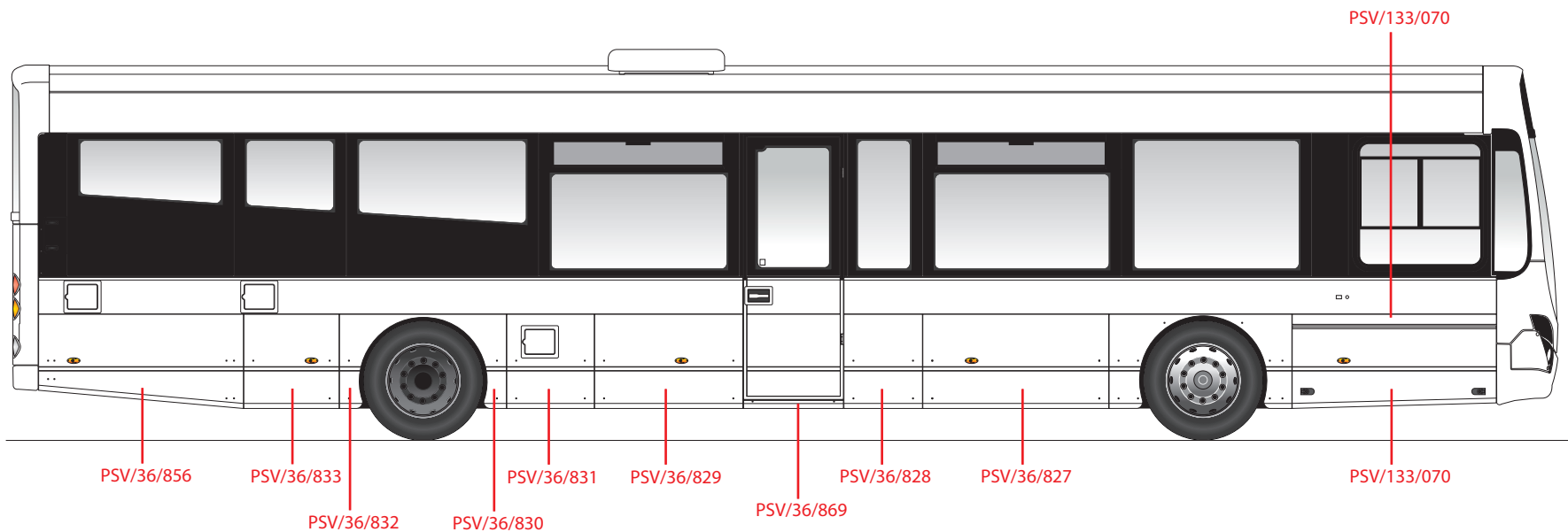
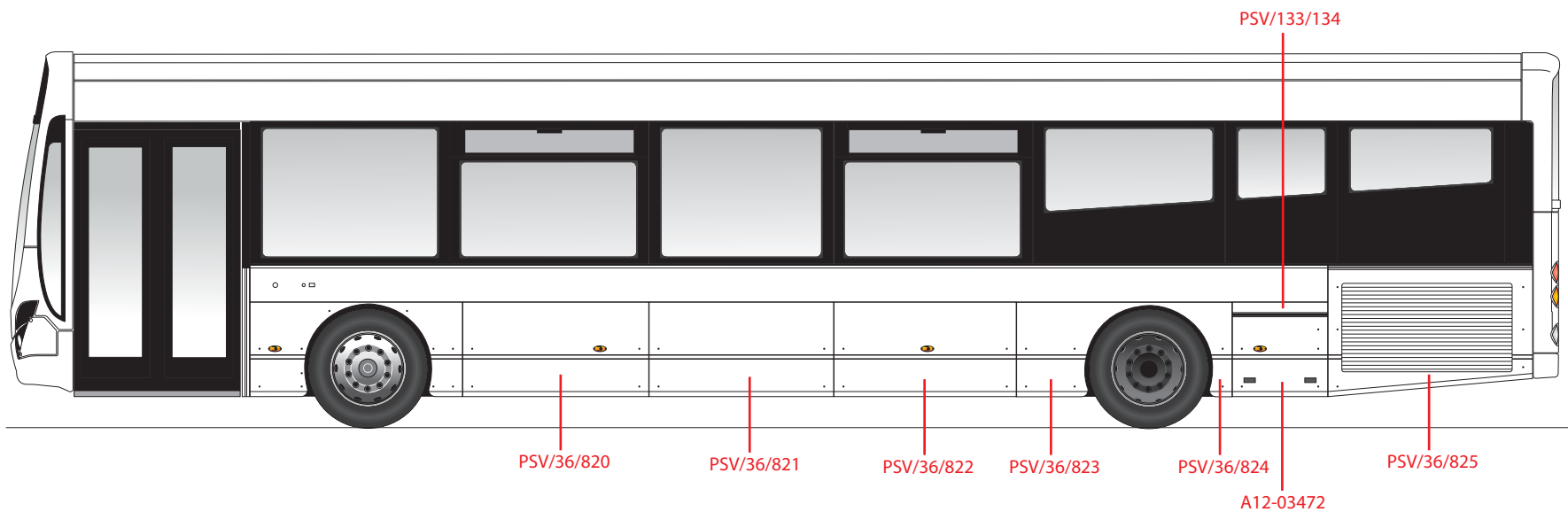
W12-01055

B8RLE SHEET METAL-BASIC ASM-SINGLE DOOR

Stock Number	Description	Quantity
- - - PSV/16/388	RADIATOR LOUVRE ATTACHMENT PLATE	1.00
> > PSV/16/389	RADIATOR HINGE PANEL FLYSCREEN ASM	1.00
- - - PSV/16/390	RADIATOR HINGE PANEL FLYSCREEN SURROUND	2.00
- - - PSV/16/391	RADIATOR HINGE PANEL FLYSCREEN	1.00
> > PSV/16/392	RADIATOR PANEL SEALING SURROUND ASM	1.00
- - - PSV/16/393	RADIATOR PANEL SEALING SURROUND PART	1.00
- - - PSV/16/395	RADIATOR PANEL SEALING SURROUND PART	1.00
- - - PSV/16/395	RADIATOR PANEL SEALING SURROUND PART	1.00
- - - PSV/16/396	RADIATOR PANEL SEALING SURROUND PART	1.00
> > PSV/16/397	B8RLE RADIATOR HINGE PANEL SUPPORT FIN	2.00
PSV/36/869	B8RLE - SMETAL EMERG DOOR FINISHER	1.00
PSV/36/869	HINGE PANEL STRIKER PLATE	6.00
PSV/11/155	SIDE PANEL BRACKET	6.00
PSV/133/082	PANEL / DOOR ATTACHMENT BRACKETS	4.00
PSV/133/084	O/S REAR S/METAL ATT BRACKET ASSEMBLY	2.00
> > PSV/16/398	O/S REAR S/METAL ATTACHMENT BRACKET	1.00
> > PSV/99/407	M8 LARGE FLANGED HEXSERT - 09498 - 02826	2.00
PSV/133/085	O/S REAR S/METAL ATTACHMENT BRACKET	2.00
PSV/11/118	PANEL ATTACHMENT BRACKET	5.00
PSV/11/489	PANEL ATTACHMENT BRACKET	9.00
PSV/64/753	1/2" I.D CLEAR PLASTIC TUBE	2.50



W12-01055
SHEETMETAL - SIDE PANELS BASIC ASSEMBLY



See Section 12 for Front wheel arches

**W12-01055
SHEETMETAL - SIDE PANELS BASIC ASSEMBLY**

ASSEMBLY BILL OF MATERIAL TABLE				
INDEX	PART No.	COMPONENT TYPE	DESCRIPTION	QTY.
1	PSV/54/095	PART	HINGE PANEL STRIKER PLATE	6
2	PSV/11/155	PART	SIDE PANEL BKT	6
3	PSV/133/082	ASSEMBLY	SIDE PANEL ATTACHMENT BRKT	4
4	PSV/133/084	ASSEMBLY	O/S REAR SHEETMETAL ATTACHMENT BRKT ASSY	2
5	PSV/133/085	PART	O/S REAR SHEETMETAL ATTACHMENT BRACKET	2
6	PSV/11/118	PART	SIDE PANEL ATT BRACKET	5
7	PSV/11/489	PART	SIDE PANEL ATT BRACKET	9

