


Quilting Workshops by Debbie Maddy

Geese in the Lillies Workshop

The lap size of this pattern is made mainly with a Layer Cake. There are many techniques to learn while making this quilt. You will make oversized flying geese units four at a time and square them to be precise. Simple fusible applique along with half square triangle construction is included. I also share many hints and tips on pins, marking, lining up points and putting on borders



Zen Workshop

This is an extremely easy and fast quilt to piece while learning half squares triangle tips and tricks as well as quarter square triangle techniques. The class includes instructions on how to arrange the fabrics for a stunning quilt, pinning and pressing for success. Added bonus for the class is how to work with directional fabrics in my quilts.




Carpenter's Star /Modern Carpenter's Star

This is an extremely easy and fast quilt to piece with amazing results that look like hours were spent making diamonds. The class includes instructions on how to arrange the fabrics for a stunning quilt, pinning and pressing for success. Added bonus for the class is how to work with directional fabrics in my quilts. Make it with bright bold fabrics for a very modern quilt.



Labyrinth Workshop

This is hands down my most popular quilt pattern. If you need to make a quilt for a guy - this is the quilt! The class instructions include fabric placement, pressing, pinning and quilting for an amazing quilt. Have no fear, this quilt class is for ALL levels of quilter.



Tuscan Star


Another easy and fast quilt to piece with amazing results that look like hours were spent making diamonds. The class includes instructions on how to arrange the fabrics for a stunning quilt, pinning and pressing for success. Added bonus for the class is how to work with directional fabrics in my quilts. No Diamonds in the Sky workshop

This quilt is pieced in rows of half square triangles to make sections. The sections are then joined for the quilt center. The class includes instructions on how to arrange the fabrics for a stunning quilt, pinning and pressing for success. Added bonus for the class is how to work with directional fabrics in my quilts.




Gypsy Sampler

Are you ready for some fun? This class is what I call "Whimsical Piecing"! You have no worries about matching points or precise seam allowances....just pure fun. All of the blocks start out with 5" squares and most are nine patches in the beginning. The blocks for the 60" X 80" accent quilt are made with 9 fat quarters or 3 charm pack




The Road to Success with Silk

Do you have that wonderful fabric you have been saving because it is so special? This class is designed to get you past the "Fear of Cutting". The class covers how to stop raveling, pins and needles to use, wash or not, kinds of silk etc. etc. etc. In class we will do a runner using five fat quarters so you can get used to working with silks in quilts. Kits will be available for purchase.



Enigma Workshop

Jelly Roll friendly quilt!! One jelly roll plus background and border fabrics will make lap, twin or queen size. It is made easy to piece by using the stitch and flip method. Choose your Jelly Roll and come to class.



TERMS OF CONTRACT

FEES

Email for current fees for workshops and lecture.

Email: debbie@debbiemaddy.com

Ground travel expenses: Current allowable federal mileage reimbursement rate at time of presentation from my home in Graham, TX, to teaching site and back, lodging and meals. If the site of the lecture/workshop is within 500 miles of Graham, I would prefer to drive as I can take and show more quilts.

Air Travel: Round-trip airfare from DFW Airport. (You will be asked to approve airline tickets before purchase. Reimbursement of airline tickets is required within 30 days after purchase.) Parking expenses, lodging and meals.

In those cases when more than one guild is sharing travel/lodging expenses, should one of those bookings fall through, the remaining groups would be responsible for 100% of these costs. This may also include airline penalties for re-scheduling flights.

Contact Us:

Debbie Maddy debbie@debbiemaddy.com

Tiori Designs by Debbie Maddy

Calico Carriage Quilt Designs

P.O. Box 878, Graham, TX 76450

Phone: 940.549.4058