

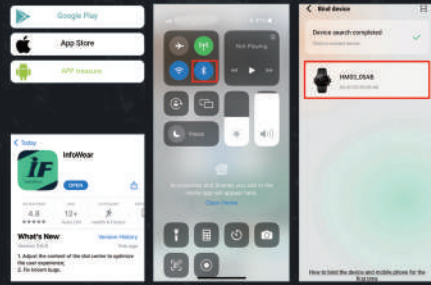
Smart Watch Instructions

RAPTOR



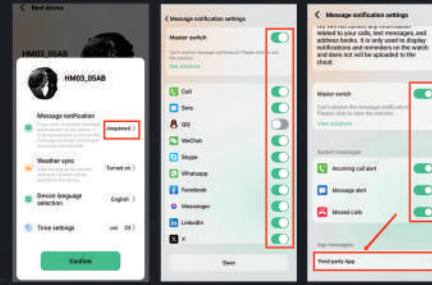
App Download

Turn on smartwatch, and scan the QR code to download Or turn on the phone APP store search for "Infowear" download and install



1. Download APP
2. Turn on the phone's Bluetooth
3. Open the App add the Device

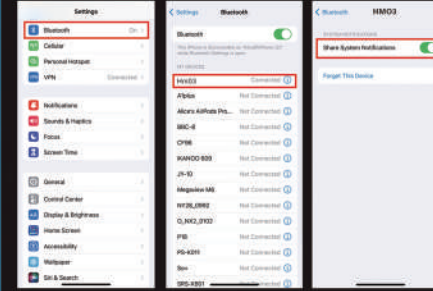
Notifications Setting



1. Tap to set the Message Notification
2. Tap master switch and select the notification button you need

Troubleshooting Guide

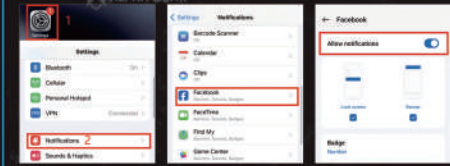
In case your notification doesn't show up even with the previous setting done, please check this trouble options, it can be 2 reasons.



1. Turn on "Setting" and tap "Bluetooth"
2. Find connected "Hm03 or JULIET" and tap the icon.
3. Turn on the "Share System Notifications" button

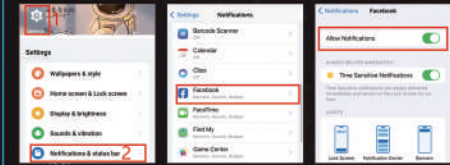
Troubleshooting Guild to Allow Notifications Setting

"Allow Notifications" Setting on IOS



1. Turn on "Settings" and Tap "Notifications"
2. Select the APP to receive notifications
3. Turn on the "Allow Notifications" button

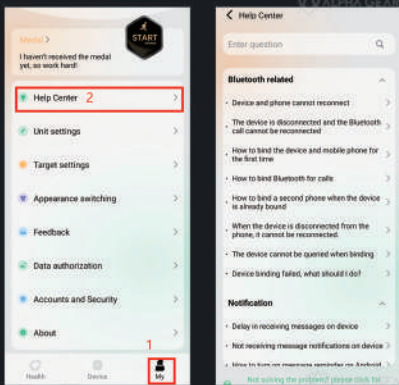
"Allow Notifications" Setting on Android



4. Turn on "Settings" and Tap "Notifications & status bar"
5. Select the APP to receive notifications
6. Turn on the "Allow Notifications" button

Troubleshooting

Any issues you encounter with the app's connection or features should be resolved by visiting the app Infowear in the section "Me". You'll find the solution on the "Help Center" segment.



Product overview



- 1 return key
- 2 Off button
- 3 Motion key

Button

- Long press the switch button
 1. Turn on
 2. Shut down
- Short press the return key
 1. Main Menu
 2. Return to the previous level
- Short press the exercise shortcut key
 1. Quickly enter the sports interface

Screen

- Sliding interface
 1. Message interface
- Slide up interface
 1. Control interface
- Left swipe interface
 1. Shortcut interface
- Right swipe interface
 1. Shortcut interface

Features

Smart watch support: GPS, Beidou, GLONASS triple positioning / blood oxygen detection / continuous heart rate monitoring / music control / weather / sleep monitoring / remote camera, etc.

Basic parameters

- Host size: 46X12.9mm
- product weight: 51g
- battery capacity: 300mAh
- Screen Resolution: 360X360 pixels

- screen size: 1.3 inches
- sensor: Three-axis sensor

Safety instructions

1. Although smart watches can detect real-time dynamic heart rate, they cannot be used for any medical purposes.
2. Do not disassemble or modify the equipment and accessories without authorization, please contact the after-sales service when the equipment fails.
3. If the equipment is not used for a long time, please make sure to recharge it once every three months.
4. For stains that are not easy to remove, it is recommended to scrub with alcohol.



PLEASE, READ BEFORE USING

Do NOT hit the watch's main unit hard.
Do NOT expose it to chemicals such as benzene or thinner.
Do NOT approach strong magnetic fields and electric shock stations.
Please AVOID direct light or heat appliances.
Do NOT disassemble, repair, or modify it yourself.
Dispose of packaging, batteries, and old electronic products, please sort them properly.
Do NOT press any button underwater.
We don't recommend wear it when swimming
Do NOT keep underwater for more than 30 minutes
We don't recommend use submerged in seawater (saltwater)
PLEASE, READ BEFORE USING.
NOTE: This watch is 5ATM certified. However, these recommendations are to increase the lifetime of your watch, not following the precautions specified before could make it nonfunctional and we can't accept responsibility for the misuse of the device.