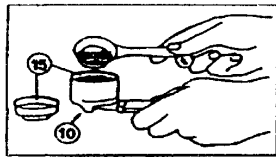
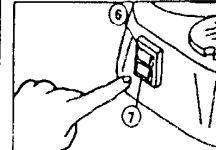


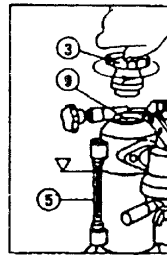
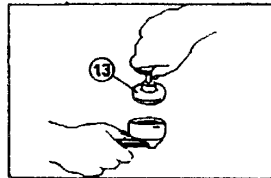


EUROPICCOLA

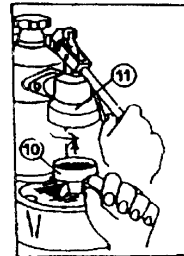
1. LEVER
2. SAFETY VALVE
3. BOILER CAP
4. STEAM KNOB
5. SIGHT GLASS
6. ON - OFF POWER SWITCH
7. PRESSURE SWITCH
8. DRIP BASIN
9. BOILER
10. FILTER HANDLE
11. GROUP
12. STEAM TUBE
13. COFFEE PRESS
14. MEASURING SPOON
15. COFFEE
16. DOMED TOP



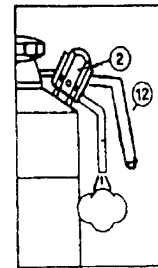
E



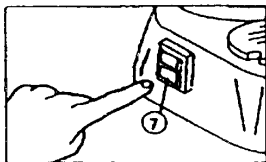
F



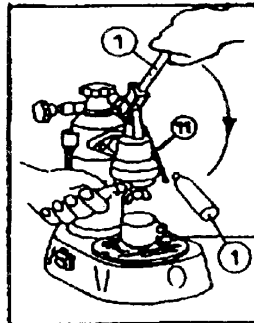
G



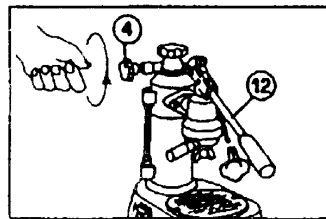
H



I




J




K

CAPPUCCINO AUTOMATIC ATTACHMENT / EUROPICCOLA/ROMANTICA MODELS



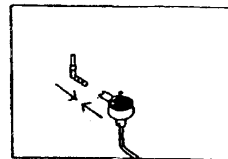
L



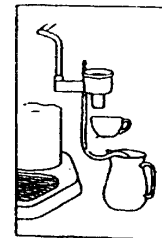
M



N



O



P