




koala
babycare

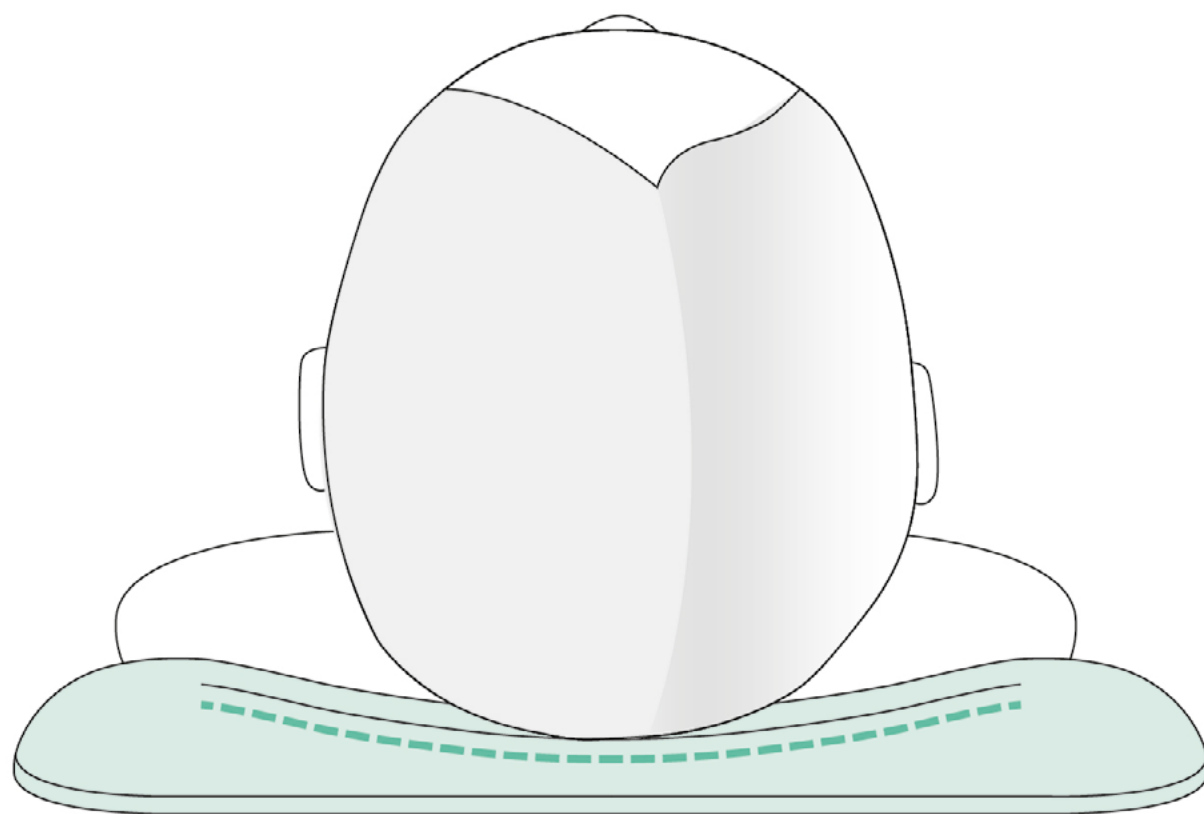
koala perfect head

instruction manual


1.



2.



3.



How to use Koala Perfect Head ?

- 1) **Always place your baby in a supine position** (on their backs facing upwards).
- 2) **Position the back of your infant's head in the central indent:** this way, pressure will be distributed evenly over their entire skull area, preventing a flat spot from developing.
- 3) **Make sure your baby's shoulders are not on the pillow:** this ensures the infant maintains the correct back and neck posture and helps keep their head centrally positioned on the indent.

By following these three simple steps correctly, the memory foam pillow will distribute pressure from your baby's head over a large area, reducing localised pressure which is the cause of plagiocephaly (flat head syndrome).

Does your baby have the tendency to move their head off their pillow throughout the day? There's no need to worry as it's normal; from two months old, babies become more active and change position as they move around. We recommend that you frequently check and reposition their head on the pillow when required, for maximum results.

We recommend that Koala Perfect Head is used under adult supervision until your baby is able to roll over on their own.

How to wash Koala Perfect Head ?

The outer pillowcase is removable and machine washable at 30°.

Pillowcase washing guidelines:

- If the pillowcase is particularly dirty, it can also be washed at 40°. However, washing at this temperature cannot guarantee the pillowcase the same durability as cotton.
- We recommend that you do not bleach, do not iron, do not dry clean and do not use stain removers with solvents.

Do not wash the memory foam inner cushion. If immersed in water, the memory foam will absorb the liquid, resulting in it losing its shape and becoming unusable.

What is Koala Perfect Head made of?

Pillowcase: 75% Cotton, 25% Polyester

Pillow: 100% Memory Foam



koalababycare.com

help@koalababycare.com