


# MAINSRING

LONDON

INSTRUCTION  
MANUAL



Vol.1.06 EN

# MAINSRING

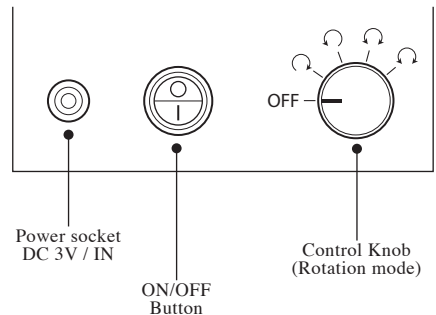
LONDON

## ARSENALE QUADRANT WATCH WINDER

The ARSENALE QUADRANT Watch Winder is a device helps keep automatic watches running when not being worn. Not only does the watch winder keep the watch parts lubricated and moving, but it also helps extend the overall life of the watches.

For more details on operating this watch winder please refer to the enclosed booklet or visit :

**IM.MAINSPRING.STORE**



### NOTE:

Please use the AC adapter of our product.

Remove the adapter when the winder is not in use

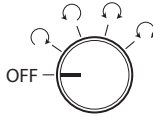
Always turn off the power when inserting or removing watches.

Don't shake or rotate when winder is stationary.

# OPERATION

Insert the adapter into the socket located on the product and plug it into the electrical outlet.

## ROTATION MODE



Mode 1, Operation On/Off

Mode 2, Turn clockwise. Rotate for 2 minutes and rest for 6 minutes and then repeat.

Mode 3, Turn counterclockwise. Rotate for 2 minutes and rest for 6 minutes and then repeat.

Mode 4, Turn both clockwise and counterclockwise. Rotate for 2 minutes in one direction and then rest for 6 minutes. Rotate for 2 minutes in the opposite direction and then rest for 6 minutes. Repeats above cycle.

Mode 5, Turn both clockwise and counterclockwise. Rotate for 5 minutes in one direction and then rotate in opposite direction in same 5 minutes. Repeats continuously for 3 hours and then rest for 9 hours. After 9TH. Hour it will begin rotating above cycle.

## ATTENTION

- When inserting and removing the wristwatch, please ensure the electrical power is off, as it may cause malfunction.
- Please remove the A/C adapter when the watch winder is not in use. Do not place or remove a watch on the watch holder while it is moving.
- Please dispose of this product responsibly at an approved disposal site or recycling facility. Do not dispose of this product in normal household waste.
- To stop the winder rotating, lift the lens cover. Please use AC adapter of our product.

## ITEM SPECIFICATION

Power : Adapter : I/P : AC 100-240W, 50/60 Hz, 0.2A  
O/P : DC 3V, 1mA

Feature : Wind clockwise or anticlockwise by operating the switch.

Temperature : Operate between -19°C-45°C

Accessory : AC Adapter

# CARE AND MAINTENANCE

1. Please do not place your watch winder in direct sunlight or other heat sources such as radiators, electric heaters or stoves.
2. Your watch winder should be kept away from water and liquids.
3. Avoid placing your winder next to areas of excessive sand, dust or other objects that may vibrate, as this may also impact the functioning of your winder.
4. Please store your watch winder at room temperature.
5. When the watch winder is on, make sure there is nothing stopping or blocking it from turning.
6. Unplug your watch winder if not being used for a prolonged period of time.
7. Watch winders are not toys. We recommend that you store your winder carefully out of reach of children.
8. Your watch winder does not require any special maintenance. We recommend cleaning it regularly with a soft, damp cloth, then wiping it dry.



# RECYCLING

Your watch winder, together with new or used batteries, must not be disposed of as household waste. These elements must be taken to a waste collection point that recycles electrical devices and batteries.

By ensuring these products are disposed of properly you can help prevent potentially harmful effects, both to the environment and human health. Recycling helps conserve natural resources. For further information on recycling this product please contact your local authority, waste collection site, or place of purchase.

## **DARTMOUTH BRANDS LTD**

C/O THE WOW COMPANY  
HIKENIELD HOUSE, EAST ANTON COURT,  
ICKNIELD WAY, EAST ANTON,  
ANDOVER SP10 5RG,  
UNITED KINGDOM.

