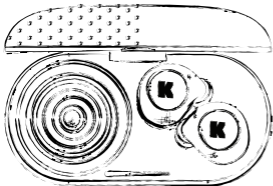


**KREA  
FUNK  
EST.  
2011**

**bMATE**

TWS earbuds and speaker



***Operation manual  
Brugermanual***



**KREAFUNK**

*kreafunk.com*

Scan the QR code to find full manuals and detailed instructions  
for all KREAFUNK products,

or enter this url into you web browser:

<https://kreafunk.com/customer-service/support/>

## **SAFETY AND MAINTENANCE INSTRUCTIONS**

16

## SIKKERHEDS- OG VEDLIGHOLDELSESIKSTRUKTIONER

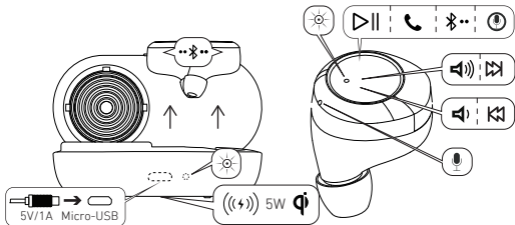
24



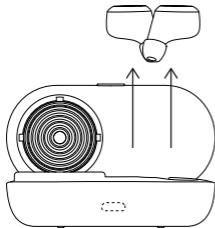
This product is in compliance with the essential requirements and other relevant provisions of Directive 2014/53/EU.

The declaration of conformity may be consulted at:  
[www.kreafunk.com/declaration-of-conformity/](http://www.kreafunk.com/declaration-of-conformity/)

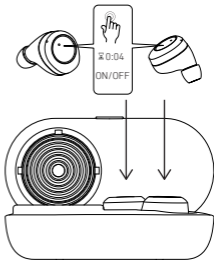
# OVERVIEW / OVERSIGT



# ON/OFF/TÆND SLUK

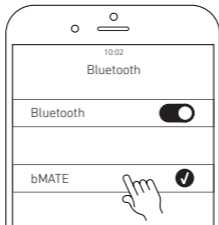


**ON**

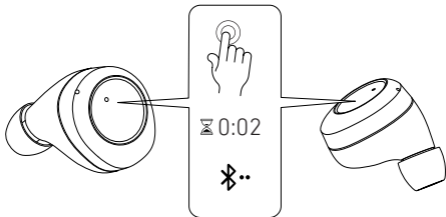


**OFF**

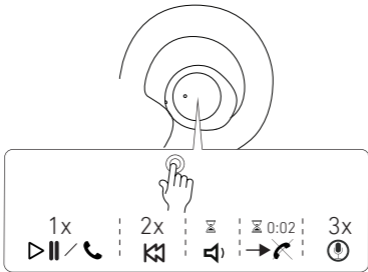
# LISTEN VIA BLUETOOTH /LYT VIA BLUETOOTH



# MANUAL BLUETOOTH PAIRING/MANUEL BLUETOOTH-PARRING

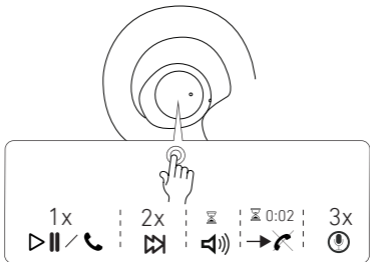


# MULTI FUNCTION BUTTON (LEFT) / MULTI FUNCTION KNAP (VENSTRE)



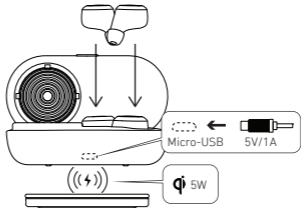


# MULTI FUNCTION BUTTON (RIGHT) / MULTI FUNCTION KNAP (HØJRE)

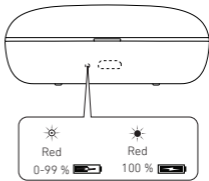
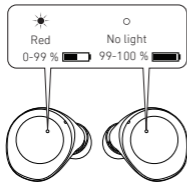


R

## CHARGING/OPLADNING

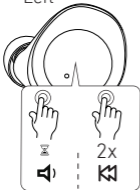


# BATTERY STATUS/BATTERISTATUS

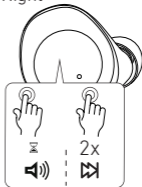


# CHANGE VOLUME, CHANGE TRACK / ÆNDRE VOLUME, ÆNDRE SPOR

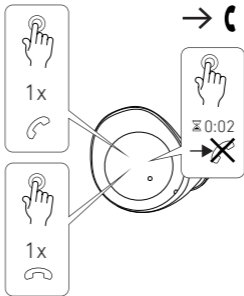
Left



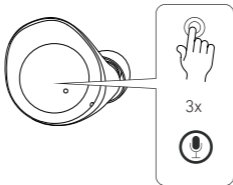
Right



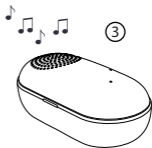
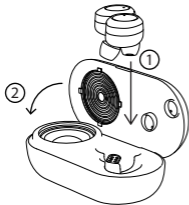
# PHONE/TELEFON



# VOICE ASSISTANT / VOICE ASSISTANT



## USE AS SPEAKER / BRUG SOM HØJTALER



## **FCC STATEMENT**

***This device complies with part 15 of the FCC rules. Operation is subject to the following two conditions:***

1. This device may not cause harmful interference and
2. This device must accept any interference received, including interference that may cause undesired operation.

***Important:*** Changes or modifications to this product not authorized could void the FCC compliance and negate your authority to operate the product.

***NOTE:*** This equipment has been tested and found to comply with the limits for a Class B digital device, pursuant to part 15 of the FCC Rules. These limits are designed to provide reasonable protection against harmful interference in a residential installation. This equipment generates uses and can radiate radio frequency energy and, if not installed and



used in accordance with the instructions, may cause harmful interference to radio communications.

However, there is no guarantee that interference will not occur in a particular installation. If this equipment does cause harmful interference to radio or television reception, which can be determined by turning the equipment off and on, the user is encouraged to try to correct the interference by one or more of the following measures:

- Reorient or relocate the receiving antenna.
- Increase the separation between the equipment and receiver.
- Connect the equipment into an outlet on a circuit different from that to which the receiver is connected.
- Consult the dealer or an experienced radio / TV technician for help.

# **SAFETY AND MAINTENANCE INSTRUCTIONS**

1. Please read this operation manual carefully before use.
2. The safety and maintenance instructions in this operation manual should be retained for future reference and must be followed at all times.
3. Keep the product away from heat sources such as radiators, heaters or other appliances that produce heat.
4. Do not expose the product to direct sunlight for longer periods. High temperatures will shorten the life of the product, destroy the battery and distort certain plastic parts.
5. Do not expose the product to extreme cold as it may damage the internal circuit board.
6. Avoid liquids getting into the product.
7. Do not throw with or stamp on the product. This may damage the internal circuit board.
8. Do not try to disassemble the product. This must only be done by a professional.

9. Do not use concentrated chemical products or detergent to clean the product.
10. Keep the surface away from sharp things, as these may cause damage to the plastic parts.
11. Use 5V / 1A power supplies only. The connection of power supplies with higher voltage may lead to severe damage.
12. Do not arbitrarily discard or place the lithium battery near fire or intense heat in order to avoid a risk of explosion.

If you do experience any problems with your product please contact the retailer you purchased the product from. The retailer will provide you with guidance and if that does not solve the problem, the retailer will handle the claim directly with KREAFUNK.

# **SIKKERHEDS- OG VEDLIGHOLDELSERINSTRUKTIONER**

1. Læs venligst denne brugsvejledning omhyggeligt før brug.
2. Sikkerheds- og vedligeholdelsesinstruktionerne i denne brugsvejledning skal opbevares til senere brug og skal altid følges.
3. Hold produktet væk fra varmekilder såsom radiatorer, kedler eller andre apparater der producerer varme.
4. Udsæt ikke produktet for direkte sollys over længere perioder. Høje temperaturer vil forkorte produktets levetid, ødelægge batteriet og forvride visse plastdele.
5. Udsæt ikke produktet for ekstrem kulde, da det kan beskadige det interne printplade.
6. Undgå væsker kommer ind i produktet.
7. Kast ikke med eller trød på produktet. Dette kan beskadige det interne printplade.

8. Prøv ikke at adskille produktet. Dette må kun gøres af en professionel.
9. Brug ikke koncentrerede kemiske produkter eller rengøringsmidler til at rengøre produktet.
10. Hold overfladen væk fra skarpe ting, da disse kan skade plastdelene.
11. Brug kun 5V / 1A strømforsyninger. Tilslutning af strømforsyninger med højere spænding kan medføre alvorlig skade.
12. Placer eller læg ikke batteriet vilkårligt nær ild eller intens varme for at undgå eksplosionsfare.

Hvis du oplever nogen problemer med dit produkt, bedes du kontakte den forhandler du købte produktet hos. Forhandleren vil give dig vejledning og hvis dette ikke løser problemet, vil forhandleren håndtere kravet direkte med KREAFUNK.

**K**

**KREAFUNK**

*kreatfunk.com*