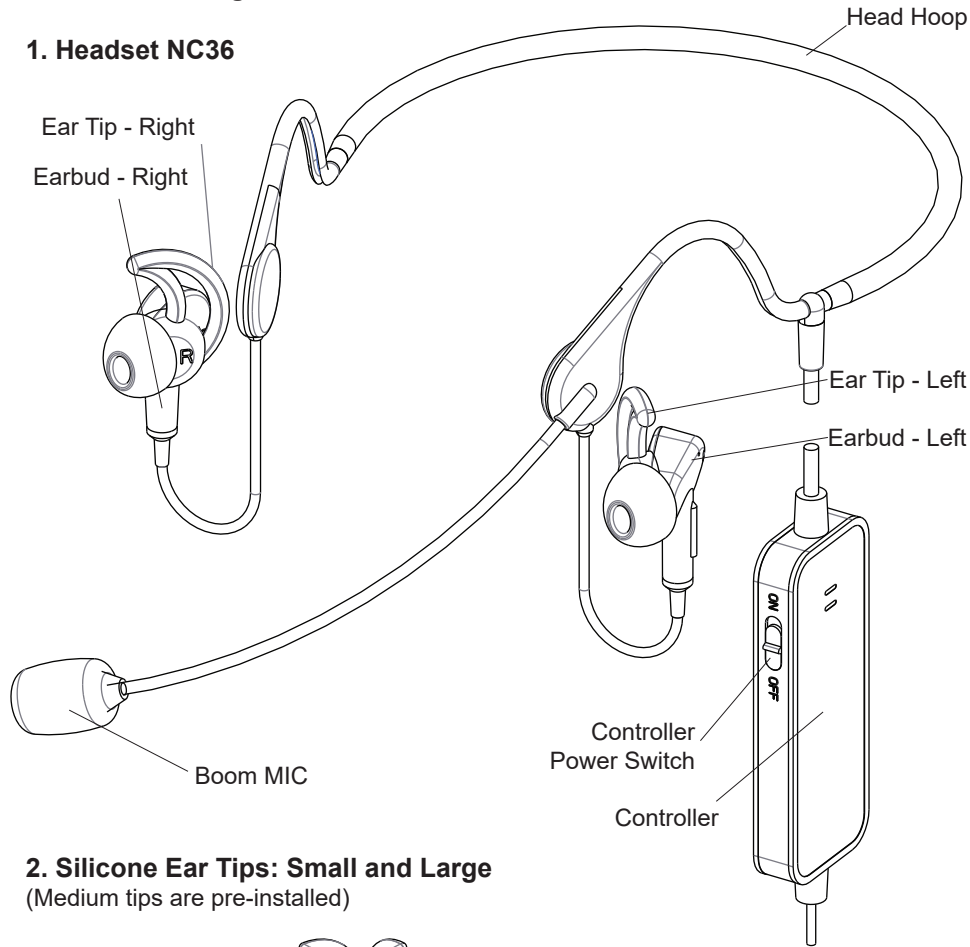


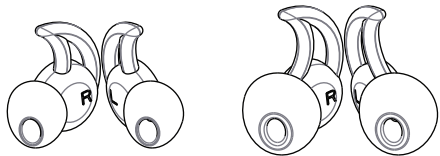
HEADSET NC36

You are receiving:

1. Headset NC36

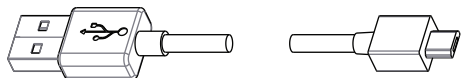


2. Silicone Ear Tips: Small and Large (Medium tips are pre-installed)



Tip: Choose the suitable size for your ears for the best noise reduction performance and comfort.

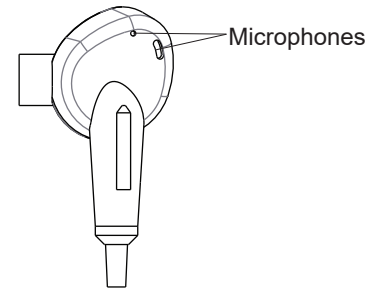
3. USB Charging Cable for Controller



7895 Tranmere Dr., Unit 13,
Mississauga, Ontario L5S 1V9
Canada
Email : info@yapalong.com
Phone : 1-(905)-405-0300

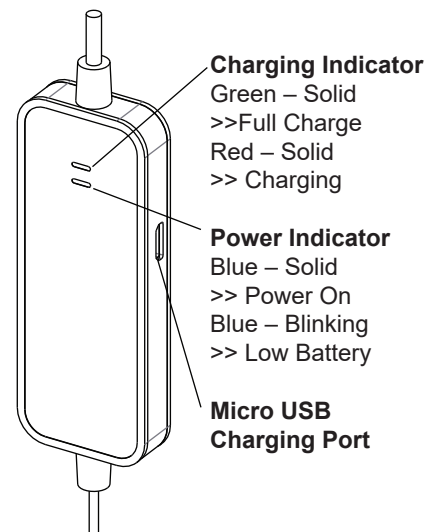
Technology Description

The NC36 headset utilizes Hybrid active noise cancellation (ANC) technology, which combines feedforward and feedback ANC by placing one microphone on the inside and outside of the shell of each earbud. Hybrid ANC can suppress noise at a broad range of frequencies, adapt to and correct errors. The noise reduction ratio (NRR) of the NC36 is 36+ dB at low frequencies.



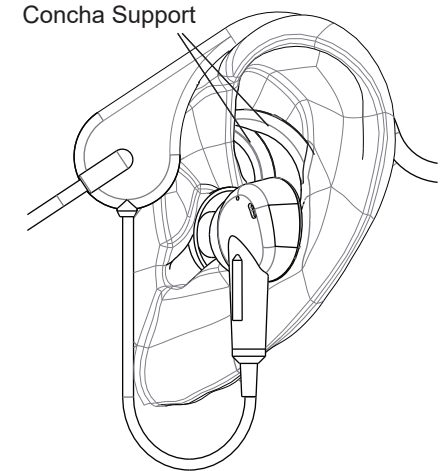
A high-sensitivity driver is used for each earbud. It offers loud and clear sound.

Controller Diagram



To Wear Earbud

Insert the Left Ear Tip (marked with “L”) into the Left Earbud (also marked with “L”). Do the same for the Right Earbud (marked with “R”).



Wear the left ear tip as shown. Be sure to insert the Concha Support into the concha of your ear. Do the same for the right ear. You may use the Custom Molded Earplugs that meet your personal fitting needs. More details are at yapalong.com/products/earmolding”.

Headset Operations

Ensure the Controller is fully charged before use.

Power on the headset by sliding the Power switch. You may hear a slight hiss. This is the operating sound of the noise cancelling function, not a malfunction.

Power off the headset to cut the power consumption when you do not need the ANC function. The ANC function can be used for at least 8 hours after one full charge.