

DR. KILLIGAN'S

**THE FLY INN
PRODUCT USER GUIDE**



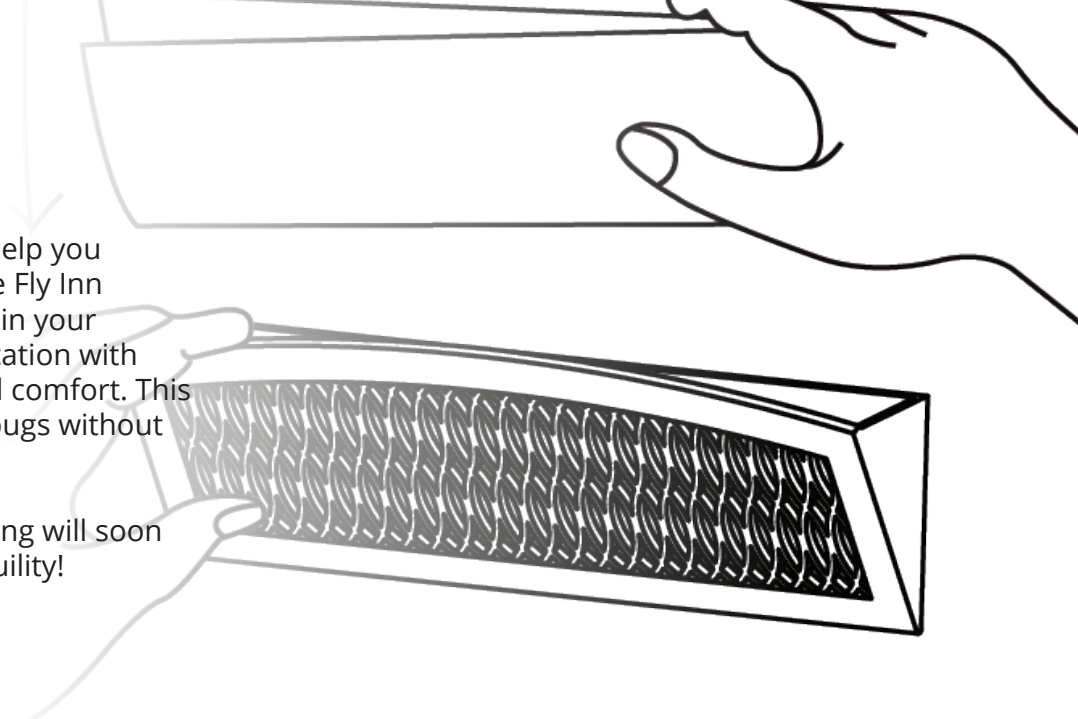
Greetings Friend,

I'm Dr. Killigan, and I'm here to help you restore peace to your home. The Fly Inn is a trap where winged invaders in your home will have a permanent vacation with beautiful views and unparalleled comfort. This custom trap catches and hides bugs without compromising your style.

Keep your head up. Erratic buzzing will soon be replaced by peace and tranquility!

Cheers,

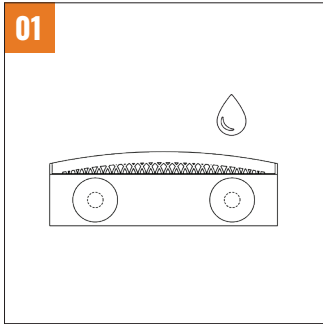
Dr. Killigan



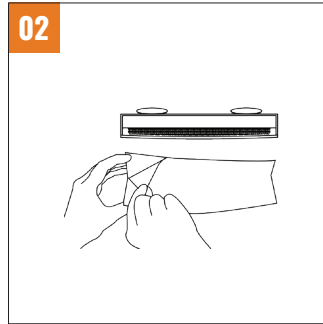
DR KILLIGAN'S PROMISE

We firmly stand behind our products. If you are not satisfied with this product for any reason contact us at Support@DrKilligans.com and we will offer a replacement or a refund.

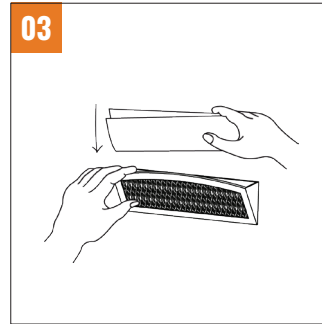
HOW TO USE



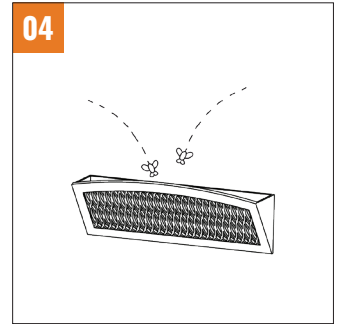
01
Wet the suction cups and stick the plastic housing to the window.



02
Expose the adhesive on the disposable trap.



03
Place the disposable trap inside the plastic housing.



04
Winged insects fly in, get stuck, and are hidden inside.

PLACEMENT TIPS

01

TRAP PLACEMENT

Proper trap placement is the key to your success, as these do not include an attractant. Place these traps on windows to capitalize on the fact that flies are attracted to light. These traps will not yield the desired results with placement on other locations such as refrigerators, doors, or walls.

02

WINDOW CHOICE

Choose windows that seem to be high traffic or “popular hangouts” for bugs. There are usually at least two windows in a home that seem to attract more bugs than others. Place your traps on these windows and consider that one of these may be a sliding glass door.

03

PLACEMENT AREA

These traps work best at the bottom edge of the glass because the top of the trap has the large opening for insects to enter. Clean the glass so that the plastic housing suction cups stick well, wet the suction cups and adhere to windows. Then, place the sticky trap insert inside the housing and proceed to catch flies and other bugs.



THE FLY INN FAQ's

Q: What kind of flies will I catch with this trap?

A: These work for flies and other insects that buzz around windows. There are over 16,000 types of flies in North America alone (yowzer!). Some common types are the housefly, gnat, garbage fly, blow fly, and drain fly, but they don't all have the same characteristics. The Fly Inn takes advantage of habits, (attraction to light and windows), instead of smells or other pheromone attractants. They do the dirty work for you when you're not looking, but keep in mind that not all fly species are attracted to light.

Q: I touched the glue on the trap. How do I get it off my skin?

A: First, the glue is non-toxic and not harmful. But you do want to avoid contact with it because it is very sticky. If it gets on your skin, gently rub it with vegetable oil and then wash with soap and water and repeat if necessary. You may need to move the traps a little higher than normal on the windows to keep them out of reach of pets or curious children. Just don't move them too high, or the insects will have a harder time finding their way in.

Q: How long do the traps last?

A: These traps last until they are full. The Fly Inn is stocked with 4 disposable inserts and you can purchase The Fly Inn Replacements and keep the flies on vacation all summer. So sit back and enjoy peace of mind as your traps do all the catching for you, while also looking stylish in your home. No pesticides. No insecticides. No smells. No toxins. So you can feel confident that your loved ones are safe and secure.

KEEP THE VACATION GOING!

When all your disposable traps have done the dirty work for you, purchase **The Fly Inn Replacements** at drkilligans.com. Six replacement traps are included in each package.



SHOP:
DrKilligans.com

CONTACT:
Support@DrKilligans.com

FOLLOW: