
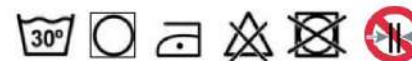


FIRE RETARDANT TB-117

SPOCK




01 SNOW




02 DUNE



03 WOOD




04 BUMBLEBEE




05 HONEY



06 COFFEE



07 CORAL ORANGE



08 CANDY RED




09 BORDEAUX



10 VIOLET




11 JUNIPER



12 TURQUOISE



13 RIVER GREEN



14 ROYAL BLUE




15 DENIM



16 SILVER



17 GRAPHITE



18 BLACK

The data shown in the technical data sheet are indicative and in good faith, we reserve the right to make changes at any time in order to improve our products. The use of the product must be evaluated according to the final use, we will not be responsible for improper use. The colour shown in the technical data sheet might slightly vary then the actual fabric colour. The colour can undergo slight variations according to the different batches.

COMPOSITION	100% PL
WIDTH	140 cm
THICKNESS	55gr/mq
MARTINDALE (ISO 12947-2)	120.000
RESISTANCE TO PILLING (ISO 12945-2)	5
FASTNESS TO LIGHT (ISO 105-B02)	5
COLOUR FASTNESS TO RUBBING	Dry: 4/5 Wet: 4/5
COLOUR FASTNESS TO WASHING	4/5
FIRE RETARDANT	California:TB117

INSTRUCTIONS FOR REMOVAL OF THE MOST COMMON STAINS



Dab the stain with the absorbent paper as soon as possible before treating with the solution of lukewarm water and neutral soap. If you use cleaners other than the neutral soap, first test the product on one small portion to verify that it does not suffer alterations or damage.

Use a soft cloth moistened with the solution of soap and water and gently wipe the stain until it is completely removed, rinse with pure water and dry with a clean cloth.

Do not use aggressive detergents, stain removers or degreasers as they could damage the material.

NOISEMONSTER SPOCK FABRIC DATA SHEET