



VICTORINOX



SIMRAD



YETI



OVER 120K IN CASH AND PRIZES

OFFICIAL PRIZE LIST

1 st Place Champion Team	
2 nd Place Champion Team	
3 rd Place Champion Team	
4th Place Champion Team	
5th Place Champion Team	
6th Place Champion Team	
7th Place Champion Team	
8th Place Champion Team	
9th Place Champion Team	
10th Place Champion Team	
Largest Snapper	
2nd Largest Snapper	
Largest Snapper - Junior Angler	
2nd Largest Snapper - Junior Angler	

*Junior Anglers are eligible for Team prizes and only one of “Largest Snapper – Junior Angler” or “2nd Largest Snapper – Junior Angler”

Random Drawn Prizes

1 st Draw	
2 nd Draw	
3 rd Draw	
4 th Draw	
5 th Draw	
6 th Draw	
7 th Draw	
8 th Draw	
9 th Draw	
10 th Draw	



Annual Snapper Bash

Coffs Harbour 4th-6th July 2024

Entry: Entry Fee is \$120 per senior angler, \$50 per Junior* (Under 16 years age as at 4th July 2024). ENTRY FEES WILL BE PART OF THE TOURNAMENT PRIZE POOL.

Entry Forms: Entry purchase will close Sunday 23rd June 2024. Entries will be limited to accommodate 300 anglers. Entries will be accepted on a first entered basis. A Team can consist of no more than 3 registered ADULT anglers. A team may consist of 4 Anglers if the 4th Angler is a registered Junior Angler. Once entered, a copy of Insurance (certificate of currency) will be required as well as a photo of the vessel, to be eligible to participate. Instructions will be emailed to teams on how to provide this info.

Date: 2 Days selected from Thursday 4th - Saturday 6th July based on weather (Friday/Saturday being the strong preference). A notification will go out on the Sunday/Monday prior to confirm if Thursday will be required.

Location: Coffs Harbour. Boats must launch and return from Coffs Harbour boat ramp or Coffs Harbour Marina each day

Fishing times: Fishing times will be dependent on the 2 days selected for fishing and the weather. Please refer to the Trophy Hunter Snapper Bash Facebook page for updates during the tournament week. In the event of bad weather requiring the competition to be postponed to a later date, all entries fees will be refunded to those unable to make the new dates.

As a general guide the fishing time scenarios will be:

Day 1 = Thursday or Friday, Fishing time will be 6:00am – 5:00pm

Day 2 = Friday or Saturday, Fishing time will be 6:00am - 1:00pm

A screenshot of the teams "Digital Capture Sheet" is to be submitted digitally within 15 minutes of stop fishing on each fishing day (refer submitting media section below). Any Boat Team unable to do this must contact a member of the tournament sub-committee prior to this deadline, otherwise the catch for that day may be disqualified.

Briefing (location to be confirmed): 6pm Wednesday 3rd July held at _____, Coffs Harbour. Attendance is compulsory for at least one member from each team. Only under extreme circumstances, this condition may be waived after the team has had formal approval from the tournament committee prior to the event.

Presentation (location to be confirmed): A presentation will be held on Saturday the 6th July, it will take place after 6pm at _____. An area will be reserved for teams to grab dinner ahead of the presentation. _____ If the final day is Friday, we will do our best to bring the presentation forward to Friday night, contingent on availability

Official Prizes: Prizes will be awarded based on a Best Fish and Best Bag over the duration of the tournament. A Bag will consist of up to 10 fish for a boat team over the 2 days. Fish lengths are to be based on a fork length measurement. A scaling system will be used to convert fish lengths to points. See "Points Scaling" below for detail. Note, the Team top 10 fish can come from just one angler or a combination of anglers in the boat team. In the event of an unlikely tied points situation, the team with the single largest snapper in their bag of 10 will rank above the other team.

Lucky Team Prize Draw: To give every competing team a chance to win, a lucky team draw will take place at the tournament presentation. This draw will be a random draw, however it will exclude all teams that have any senior angler due to win one of the official prizes. TEAMS MUST BE IN ATTENDANCE to claim prizes. Please note that each team is eligible to win only one lucky prize.

Lucky Angler Prize Draw: This draw will be a random draw and will include all anglers. ANGLERS MUST BE IN ATTENDANCE to claim the prize.

Fishing rules:

1. There is a 2 rod (in use) limit per angler.
2. This is a lure only tournament, no bait or burley to be used.
3. No fishing in marine park protected zones. Any team caught in a marine park must report this immediately to the tournament committee who will determine if the team should be disqualified for the day or for the duration of the tournament. IN THE EVENT THIS IS NOT REPORTED IMMEDIATELY, THE TEAM WILL BE DISQUALIFIED AND THOSE ANGLERS MAY BE BANNED FROM ALL FUTURE TOURNAMENTS.
4. A Team can consist of no more than 3 registered ADULT anglers all fishing in the SAME BOAT. A team may consist of 4 Anglers if the 4th Angler is a registered Junior Angler. These team anglers are the only people permitted on the vessel during the tournament hours.

Photo Evidence:

To qualify, each fish must be accompanied by a CLEAR photo of the fish on a brag mat showing:

- the entire fish on the brag mat
- the object of the day and
- showing the fork length. The scale on the brag mat must be clear and visible.

THE OBJECT OF THE DAY WILL BE ANNOUNCED VIA EMAIL AND ON THE TROPHY HUNTER SNAPPER BASH FACEBOOK PAGE, PRIOR TO START FISHING. IF YOU CANNOT ACCESS THIS ON THE DAY, PLEASE CONTACT THE TOURNAMENT SUB COMMITTEE.

Submitting Media: Boat Captains and Crew will also be responsible for submitting photos of fish limited to one brag mat photo per fish. This photo evidence must be submitted within 1.5hrs OF STOP FISHING **ON THE LAST FISHING DAY**. Photo evidence will be required for all the fish that make up the team's top 10 and for a Junior angler's best fish (if it is not already in the top 10). ONLY UPLOAD PHOTOS OF YOUR BEST 10 FISH AND THE JUNIOR'S FISH IF APPLICABLE.

The team will also be responsible for filling out and uploading a clear photo of the "Digital Capture Sheet" which must be completed and received within 15 MINUTES OF THE STOP FISHING TIME EACH DAY. Take a screenshot of the open file and upload the screenshot photo.

Each team captain will be sent a drop box file request for their boat team. This will be a link sent via email. Be sure to keep this email link on your phone. It is a very simple process to upload your files once you have the required link.

The process will be tested prior to the tournament with team captains asked to **upload a PHOTO OF THEIR BOAT to the drop box folder as well as uploading a photo of the certificate of CURRENCY FOR BOAT INSURANCE.**

Digital Capture Sheet (MANDATORY – FAILURE TO COMPLY RESULTS IN 200 POINT PENALTY)

The Digital Capture Sheet is where you should log your catch data. Make sure you fill in the data as described in the headings of the file. At the end of each day you will need to take a screenshot of the open file and upload this photo. THIS MUST BE DONE WITHIN 15 MINUTES OF STOP FISHING EACH DAY.

At the end of the last fishing day, the actual digital capture sheet file (NOT A SCREENSHOT) will need to be uploaded to your teams allocated dropbox file request folder. Same place as where photos need to be uploaded. Each team will be sent this digital file via email. This file will need to be saved to your phone. Instructions on this process are at the end of this document. You may input the data of all the fish you catch in this file. Our program will auto cull to your best 10. These files need to be uploaded within 1.5hrs of stop fishing on the last day of fishing. If this is not done a 200 point penalty may be applied to the team score.

iPhone Only: This digital file will work only work on an iPhone. IF NO MEMBER OF YOUR TEAM HAS AN IPHONE PLEASE CONTACT TOURNAMENT COMMITTEE WELL PRIOR TO THE START OF THE TOURNAMENT.

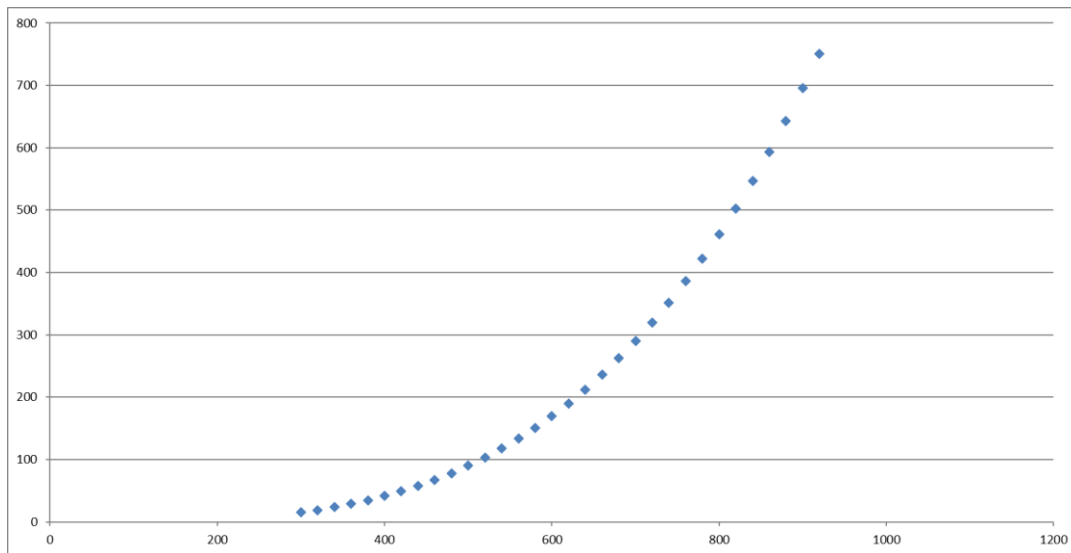
SUMMARY OF WHAT YOU NEED TO DO DURING THE TOURNAMENT

Who	What	Days	Detail	Cut-off Time
ALL TEAMS	Sign on Process	Both Days	Sign on and off with VMR Coffs Harbour with the Marine Rescue NSW App	When leaving and returning
ALL TEAMS	Upload Screenshot photo of Digital Capture Sheet	Both Days	A screenshot photo of your digital capture sheet when it is open showing the data in it	15 minutes after stop fishing
ALL TEAMS	Upload photos of top 10 fish plus the biggest for a junior (only if it isn't in the top ten already).	Last Day	Photo must include the entire fish on the brag mat, the object of the day and showing the fork length. The scale on the brag mat must be clear and visible.	1.5hrs after stop fishing
ALL TEAMS	Upload the completed digital capture sheet file (FAILURE = 200 point penalty)	Last Day	Ensure all your catch data is correct and upload the digital data file. You may submit more than your top 10 fish. Our program will cull it to your best 10	1.5hrs after stop fishing

Points Scaling: Points scaling of fish lengths will be skewed toward higher points for unit of length as fish sizes increase. This is to ensure that, as an example, an 800mm fish receives more points than the sum of a 300mm + 500mm fish. The formula that will be applied for scaling is provided below:

$$0.00011 * (Fish\ Fork\ Length/10)^{3.48}$$

The outcome of the formula is the following chart (y-axis = points, x-axis = fork length):



Fork Length (mm)	300	320	340	360	380	400	420	440	460	480	500	520	540	560	580	600	620	640	660	680	700	720	740	760	780	800	820	840	860	880	900	920	940	960	980	1000
Points	15	19	23	29	35	41	49	58	67	78	90	103	118	133	151	170	190	212	236	262	290	320	352	386	423	461	503	547	594	643	695	751	809	870	935	1003

Measuring Fork Length:

Fork length is the measure of the fish with the head at the zero unit and the fork of the tail on the units of measure scale. Refer the photo below. The fork length of this fish in the photo is close enough to 755mm



Each Team will be provided with a free fisheries brag mat.

Releasing Fish:

Releasing fish in a way to maximise survival is extremely important. For this reason, NSW Fisheries have supplied free release weights that help to neutralise barotrauma that can occur when angling fish to the surface. An explanation of how to use a release weight will be provided at the briefing.

Tagging of Snapper:

We are looking to support NSW Fisheries with a Snapper tagging program. If your team is interested in helping with this initiative, please collect a tagging kit at the briefing.

Tournament Committee

In respect of the running of the tournament, acceptance of entries and the tournament rules, the tournament committee will have the final say in any interpretation and application of the tournament rules. Decisions made by the tournament committee will be final.

Tournament Sub-Committee:

Sam Gilchrist – 0413 668 584
Mitch Cronin – 0477 676 777
Kaine Clarke – 0401 404 723
Luke Azzopardi – 0404 157 595

Tournament Committee:

Sondal Bensen – 0409 078 051
Michael Bonnici – 0401 469 981

Trophy Hunter Snapper Bash 2023 Entry Details

ENTRY INTO THE 2024 TROPHY HUNTER SNAPPER BASH WILL BE DONE DIGITALLY AND **MUST BE DONE SEPARATELY FOR EACH ANGLER IN EACH TEAM**. There is no paper entry form

The process will be to purchase an entry from the Trophy Hunter website (www.trophyhunter.com.au).

We have moved to this process to make sure we get the correct contact details for each angler, a payment attached to each entry and less admin and paperwork for us and for you. In the event of refunds being required, this will also be a very simple process.

When making the online purchase, be sure to:

SELECT THE CORRECT ENTRY (ADULT OR JUNIOR)

Make sure you only have a Quantity of 1 before adding to cart

Supply an EMAIL ADDRESS

Supply a MOBILE NUMBER

Enter FIRST NAME & SURNAME

IMPORTANT: Enter TEAM NAME in the space provided for COMPANY NAME in the shipping/billing address section

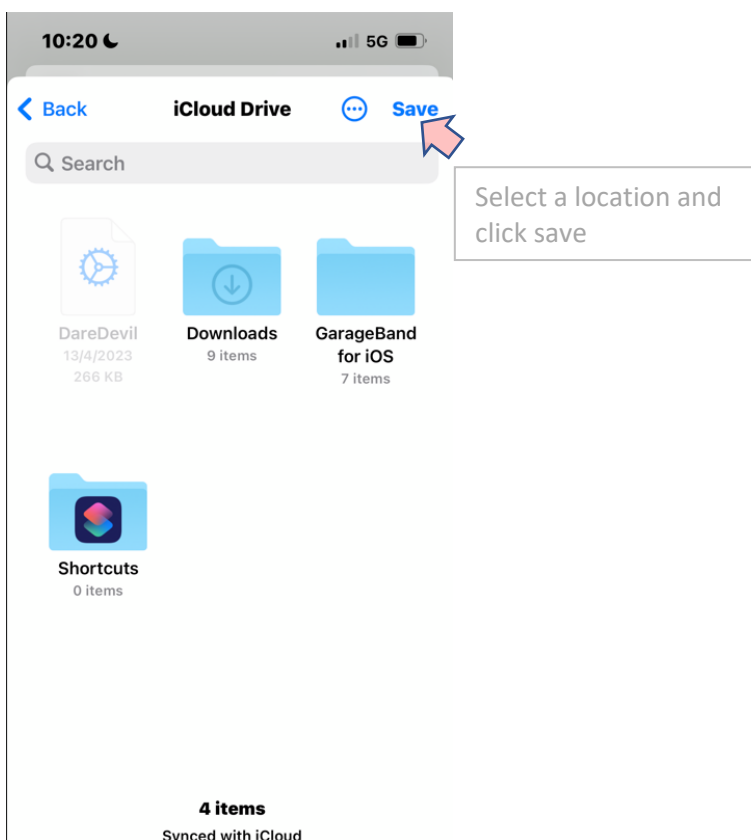
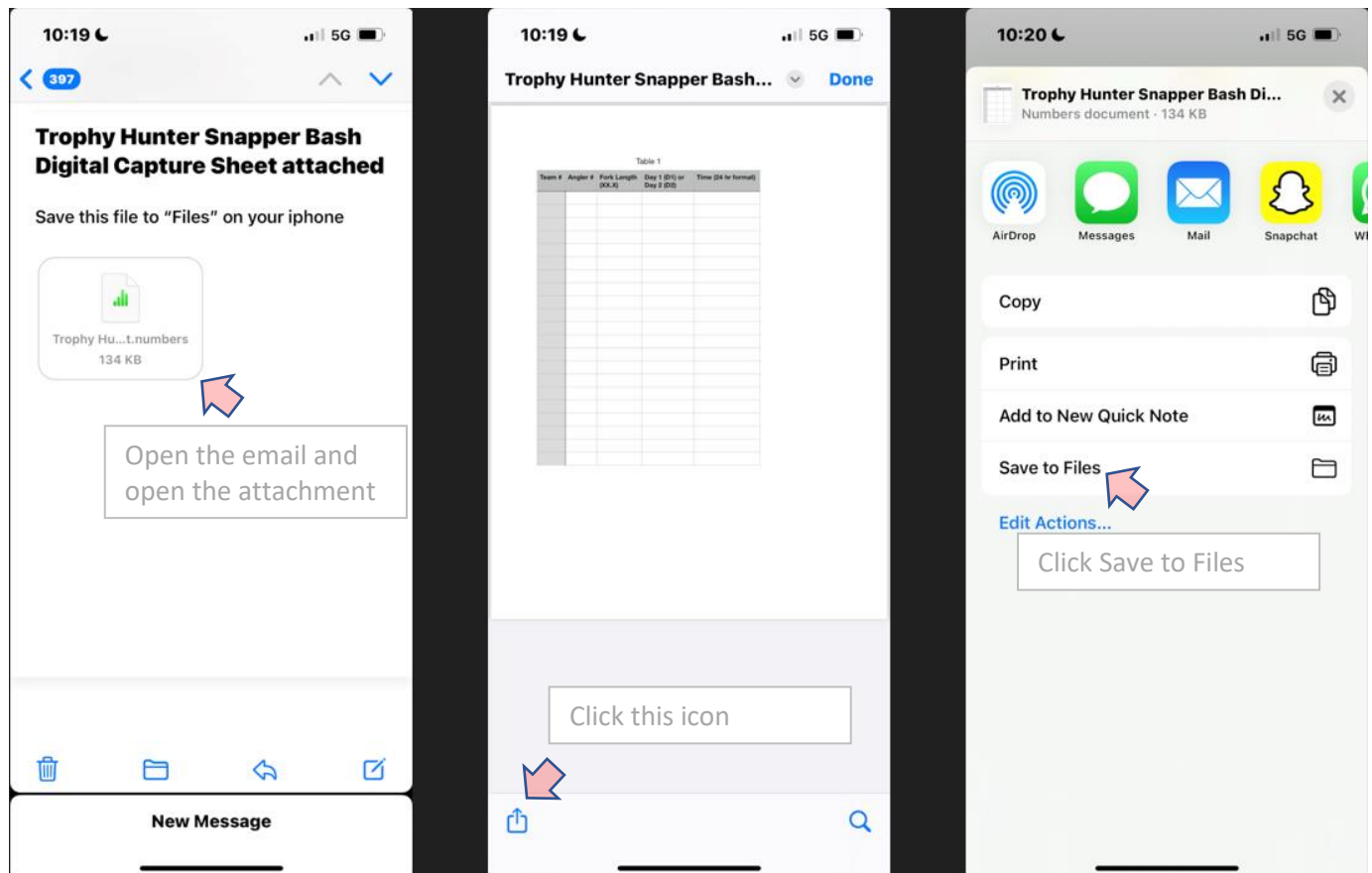
Enter an ADDRESS

In purchasing an entry and participating in the tournament you do so with an agreement to the following risk disclosure. A representative will need to also sign this risk disclosure when collecting the tournament bag at the briefing

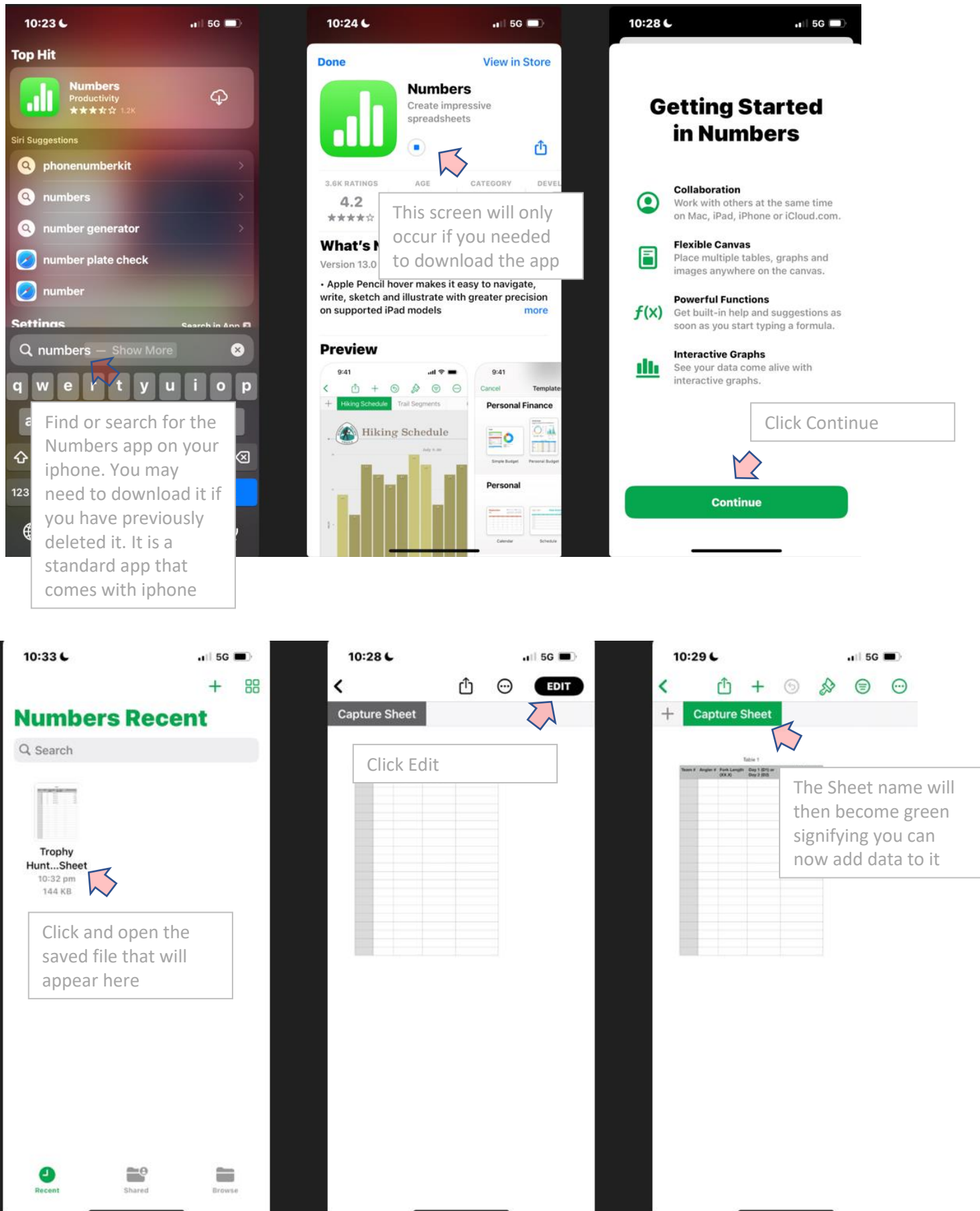
My crew and myself have read and understand all rules and conditions of participating and agree to abide by all of them, along with complying with Marine Parks and NSW Fisheries regulations as well as NSW Maritime safety equipment requirements. We agree that participation is at our own risk and we won't hold Trophy Hunter or the Tournament Committee liable for any injury to the boat and team anglers during the tournament. We agree that the holding of the tournament is not to be construed as an invitation to go to sea in conditions beyond the capabilities of the vessel and its anglers.

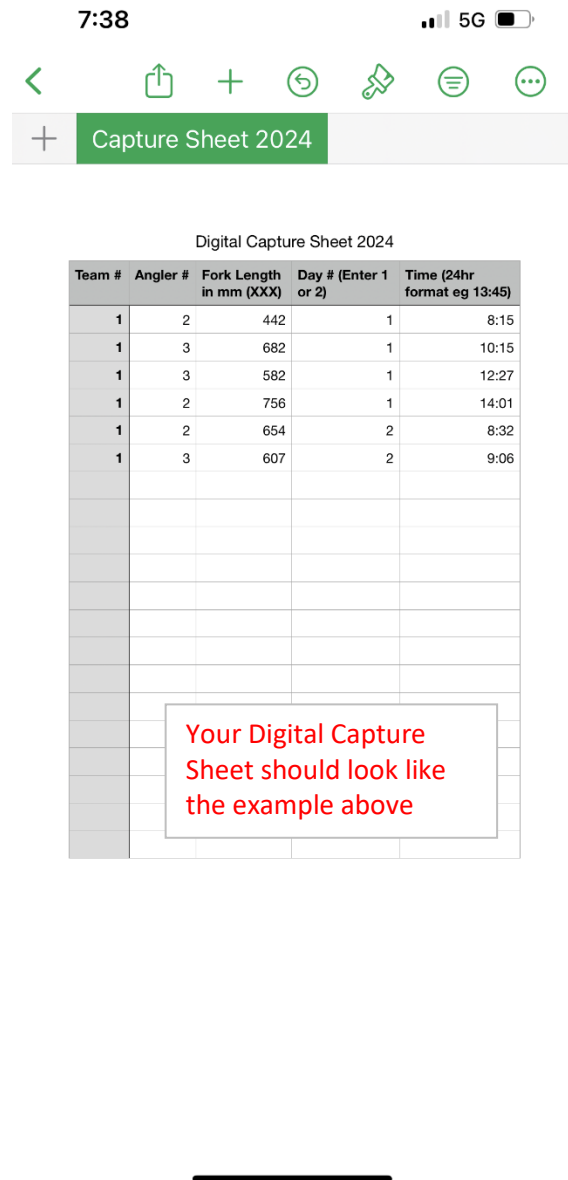
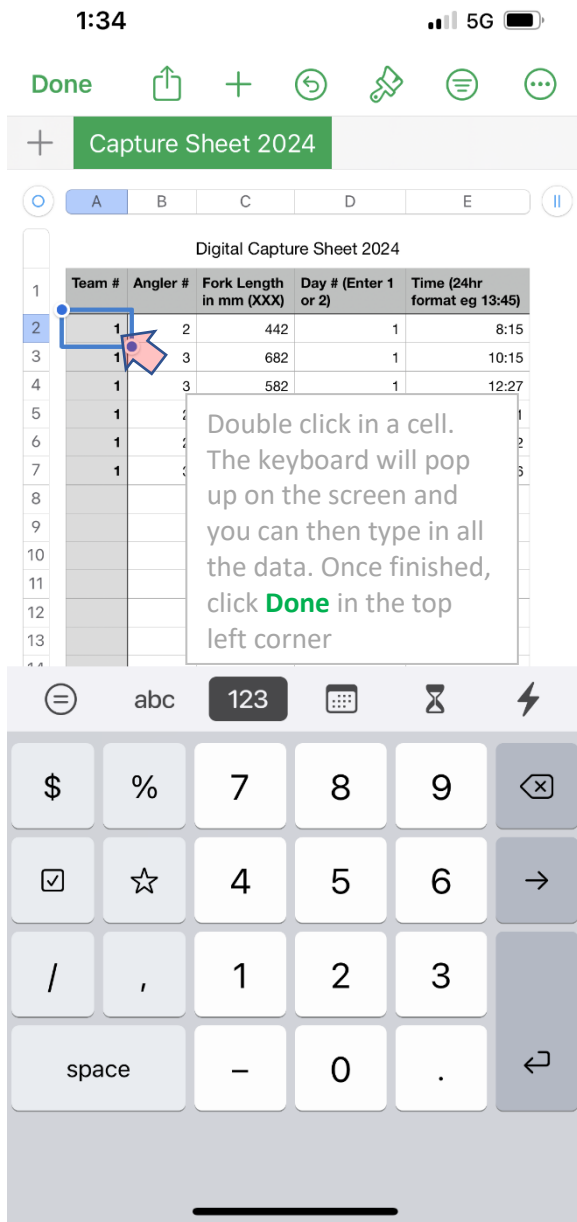
INSTRUCTIONS FOR PHOTO UPLOADS AND DIGITAL CAPTURE SHEET UPLOAD

Saving the Digital Capture Sheet to your iphone



Inputting Data to the Digital Capture Sheet





Uploading Photos and Digital Capture Sheet

Steps:

- Open the email
- Click "Upload Files"
- Click "Photo Library" and proceed to add your photos
- Click "Choose Files" and proceed to add your Digital Capture Sheet when it is completed

You can come back to the email if you get lost and start again. Everything you had uploaded will still have been received by us.

