

# AVIAIR

## Travo Pur MiniQ Personal Air Purifier



AVP-858EQ

Read & Keep These Important Instructions

### Caution

- Keep all parts away from small children to prevent swallowing hazard.
- This product cannot serve or replace as a medical device for treatment.
- Do not let children play with plastic bags, these are NOT toys.
- Do not use parts and accessories other than what are originally included.
- Do not use close by sensitive digital merchandise.
- Do not store this product in high temperature.
- Do not use under blazing sun.
- Do not use in the rain and avoid getting wet.
- Do not use under blankets, bed sheets, or pillows.
- Do not disassemble or repair.
- ★ Please contact customer service for further questions.

### Warning

- To recharge the battery, only use the Type-C USB cable provided. Do not use quick charger.
- This product contains battery that is not self-replaceable.

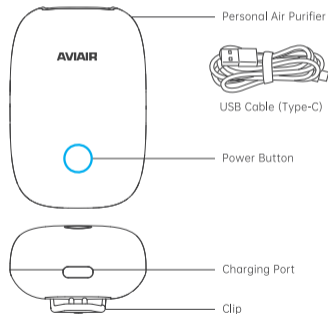
### Reminder

- This appliance can be used by children aged from 8 years and above and persons with reduced physical, sensory or mental capabilities or lack of experience and knowledge if they have been given supervision or instruction concerning use of the appliance in a safe way and understand the hazards involved. Children shall not play with the appliance. Cleaning and user maintenance shall not be made by children without supervision.
- Ionic Strap can be purchased separately as an option for Travo Pur MiniQ. It's designed to better maintain the ionic cloud within your personal breathing zone.

### What are included

Name	Quantity	Name	Quantity
Personal Air Purifier	x1	Instruction Manual	x1
USB Cable (Type-C)	x1	Brand Intro Card	x1
Storage Bag	x1	Cleaning Brush	x1

### Part Name

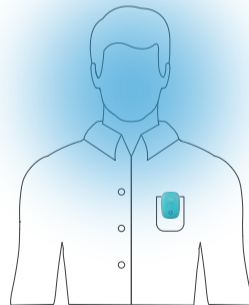


### Potential hazards during travel?



★ Indoor air quality can be much worse than outdoor. While most of us spend 80% of our time indoor, our health may be jeopardized by invisible pollutants.

★ Recommend to position the Travo Pur MiniQ at about 10 inches below your nose for the best result.



### Negative Ion Cloud

#### Effectively neutralize pollutants surround you!

With over 15 million negative ions generated, Travo Pur MiniQ can proactively capture, neutralize to eliminate dust, pollen, bacteria, etc. and is specially designed for enclosed indoor spaces, such as on airplanes, trains, cars, offices, hospitals, schools, etc.



\* Tested and proven by international independent test labs.



# AVIAIR

### Travo Pur MiniQ Personal Air Purifier

Model :	AVP-858EQ
Ions Generated :	15mil./cm <sup>3</sup>
Battery :	300mAh
Input :	DC 5V 1A
Power :	0.05W
Charge By :	USB Cable
Charging Time :	2 Hours
Operating Time :	46 Hours
Product Dimensions :	61mm x 41mm x 26mm
Product Weight :	36g
Include :	Personal Air Purifier / USB Charging Cable / Cleaning Brush / Storage Bag / Brand Intro Card / Instruction Manual



AVIAIR TECHNOLOGY CO., LTD.  
Designed by AVIAIR in California  
Assembled in China Copyright © 2022 AVIAIR



Official USA Website



Official Global Website

FC CE RoHS

## Where to use

Clean air anywhere you go with Travo Pur MiniQ



Airplane



Cruise Ship



Taxi



Bus



Train



Hospital



Elders Home



Hotel



School









Office



Theatre

## How To Use

- Press the button once to turn on  (Blue breathing light)
- When battery is below 15%  (Red light)
- Charging while in use  (Red/Blue alternating light)
- Charging when turned off  (Red light)
- Charging complete while in use  (Blue breathing light)
- Charging complete in off position  (No indicator light)

## Maintenance



Recommend to use the brush to gently clean the carbon fibers once a week to allow best ion release performance.

Before cleaning, make sure the product is dry and turned off.

## Be a Trend Leader!

Always look good and feel good wherever you go with Travo Pur MiniQ! Pick your own trendy color to bring out the true color in you.



## FQA

- **Does this product have Radiation or Ozone?**  
Our products have gone through extensive testing and validation to confirm Zero Radiation and Near Zero Ozone Output.
- **Can children wear Travo Pur MiniQ? Any restrictions on age?**  
Travo Pur MiniQ is recommended for users above 8 years old.
- **Can this product be worn on to airplanes?**  
Yes, our battery and product constructions have been designed and tested to be safe for in flight use.
- **Will I feel any electricity shock?**  
The product operates with less than 5V. From accumulation of negative ions, at times you may feel minor electrostatic. This is considered normal.
- **Is the Travo Pur MiniQ waterproof?**  
No, as any electronic product, there are electronic components inside. If product is exposed to high humidity or water, please turn off and let dry before reuse.
- **What are the two brushes on top of the unit?**  
These are carbon fibers to generate and release negative ions.
- **Why are these carbon fibers exposed, not covered up?**  
We designed this way specifically for the best result of ionic release with recessed placement to prevent damages.
- **Can I plug into any USB port to charge?**  
Yes, this product is designed to be charged using power banks, power adaptors, and computers.

## Warranty

Customer Name:	
Phone Number:	
Address:	
Product Name:	
Model:	
Purchase Date:	
Dealer:	
Customer Signature:	

\*\* This product is warranted against product design and manufacturing defects for 12 months from the date of your purchase. Fill out the form and keep proof of purchase to reserve your rights. This limited warranty excludes, USB cable, Storage Bag, Cleaning Brush, and any misuse or use that does not conform to the instructions in the manual. For any questions, please contact your dealer.

This device complies with Part 15 of the FCC Rules. Operation is subject to the following two conditions: (1) this device may not cause harmful interference, and (2) this device must accept any interference received, including interference that may cause undesired operation.

"Please note that changes or modifications of this product is not expressly approved by the party responsible for compliance could void the user's authority to operate the equipment."

NOTE: This equipment has been tested and found to comply with the limits for a Class B digital device, pursuant to Part 15 of the FCC Rules. These limits are designed to provide reasonable protection against harmful interference in a residential installation. This equipment generates, uses and can radiate radio frequency energy and, if not installed and used in accordance with the instructions, may cause harmful interference to radio communications. However, there is no guarantee that interference will not occur in a particular installation. If this equipment does cause harmful interference to radio or television reception, which can be determined by turning the equipment off and on, the user is encouraged to try to correct the interference by one or more of the following measures:  
 -- Reorient or relocate the receiving antenna.  
 -- Increase the separation between the equipment and receiver.  
 -- Connect the equipment into an outlet on a circuit different from that to which the receiver is connected.  
 -- Consult the dealer or an experienced radio/TV technician for help.

This device complies with Part 15 of the FCC Rules. Operation is subject to the following two conditions: (1) this device may not cause harmful interference, and (2) this device must accept any interference received, including interference that may cause undesired operation.