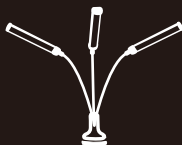




# User Manual

LED GROW LIGHT  
BBT-CS300




Scan here to contact us


[24Hrs Online]



<https://snapfresh.afterservice.vip>

 +1 833 635 0955

Any question? Please contact us at [support@snapfreshtools.com](mailto:support@snapfreshtools.com)

 Read all safety rules and instructions carefully before operating this tool.



## IMPORTANT SAFETY INSTRUCTIONS:

The manufacturer does not bear any responsibility for any damage from failure to comply with this product guide.

 **WATCH OUT THE WATER AND FIRE**

-Keep the device away from fire, water and avert the product immersed in water in order to avoid explosion, leakage.

 **DO NOT DISASSEMBLE THE LIGHT**

-No one except professional technicians should attempt to disassemble the device in order to avoid damaging the product.

 **NEVER LOOK STRAIGHT THE LIGHT**

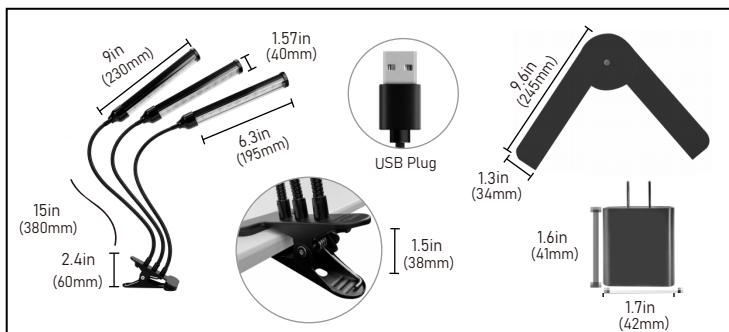
-Do not stare directly at the light beam. ensure that it is not directed towards the eye of a person for longer than 2 seconds.

 **TEAR OFF THE PROTECTIVE FILM**

-In order to prevent damage during transportation, we have put a transparent protective film on the light bar, please tear it off before use.

## PACKING LIST:

- 1 x 3-Head LED Grow Light
- 1 x Bracket
- 1 x Adapter
- 1 x User Manual



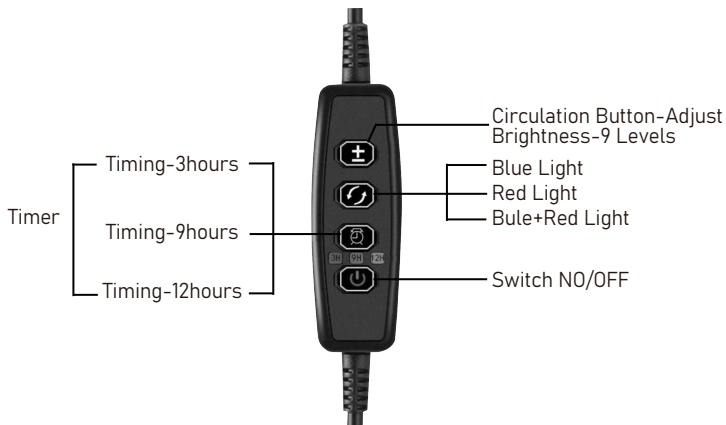
## SPECIFICATION:

Package Size: 13.8 * 5.5 * 3.1 inches
Product Weight: 1.6lbs
Wavelength: (Red:622nm/Blue:460nm)
Material: PVC/Metal
Power: Max 90W
Life time: 50000 hours
Working Temperature: -20 °C ~40 °C

### ADAPTER SPECIFICATION

Model No: FX18U-050300U1
Input: 100~240V ~ 50/60Hz 0.5A Max
Output: 5.0V $\equiv$ 3.0A Max
Certification: UL certified



## PRODUCT OVERVIEW:




## GETTING STARTED:


**UNPACK:** In order to prevent damage during transportation, we have put a transparent protective film on the light bar, please tear it off before use.


**POWER ON:** Plug the USB cable into an adapter.

**BRIGHT YOUR LIGHT:** Press  to turn on your light, press  again to turn off the light.

---

**ADJUST THE LIGHT MODE:** Press  to change the lighting mode: Blue light/ Red light/ Blue+Red light.

**ADJUST THE BRIGHTNESS:** Press  to adjust the brightness of the light (total 9 levels).

**SETTING THE TIME:** Press  to setting the timer for 3h/9h/12h.

**360-DEGREE ROTATABLE GOOSENECK:** The gooseneck can be rotated 360 degrees. You can rotate the angle of the gooseneck at will to ensure that plants in different positions can get enough light.

**STRONG CLIP:** The planting light clip can be fixed at most 1.5 inches on any surface.

## USED FOR DIFFERENT PLANTS:

The Blue spectrum promotes plant germination.


The Red spectrum promotes plant flowering and fruit.

The Red and blue spectrum ensure the healthy and prosperous growth of plants.

Set different brightness levels and spectrum modes according to the stage of your plant growth.


## USAGE SCENARIOS:

Clips should be clamped on both sides of the stabilizer

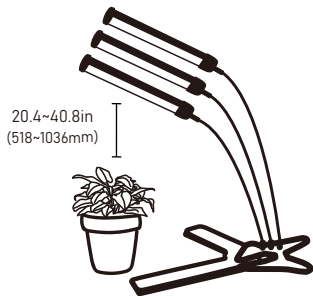


**Note:** If the stabilizer becomes loose, please feel free to contact us if there is any problem.

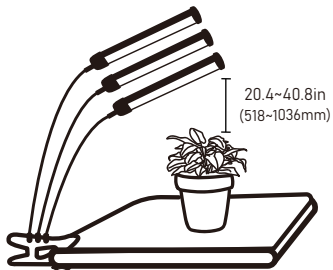
### 360-degree lighting mode (on the table)



### One-way lighting mode (on the table)



### One-way lighting mode (clamp the table)



## ENVIRONMENT:



Faulty and/or discarded electrical or electronic apparatus have to be collected at the appropriate recycling locations.

## WARRANTY:

Ningbo Babytec Technology Co., Ltd (Hereinafter referred to as Babytec) promises the product you receive against any defects. And we provide a one-year warranty for every customer.

### Warranty

If there is a defect arises during one year, please feel free to contact us to get your valid claim. To obtain warranty service, please your model and order of the product via:



[support@snapfreshtools.com](mailto:support@snapfreshtools.com)



+1 833 635 0955 (Monday - Friday 9 a.m. - 5 p.m. EST 6 a.m. - 2 p.m. PST)

We will provide the most satisfactory after-sales service to you.

**Any question? Please contact us at [support@snapfreshtools.com](mailto:support@snapfreshtools.com)**

All rights reserved by Ningbo Babytec Technology Co.,Ltd