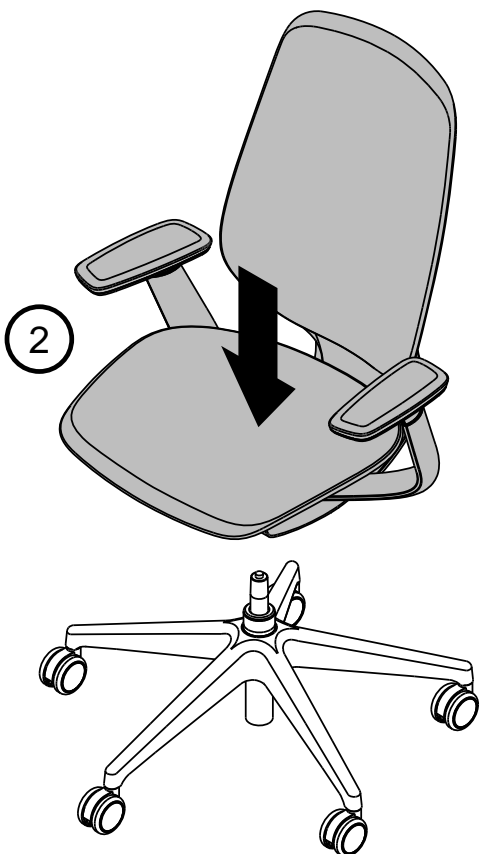
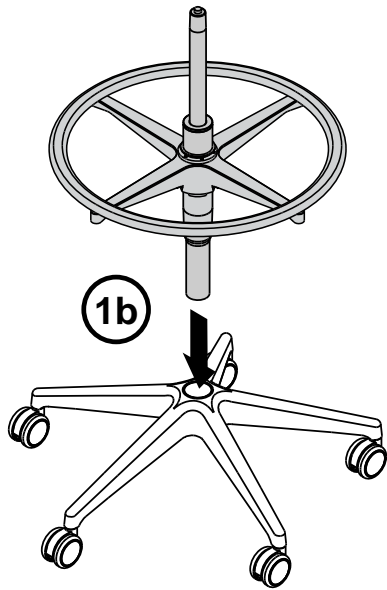
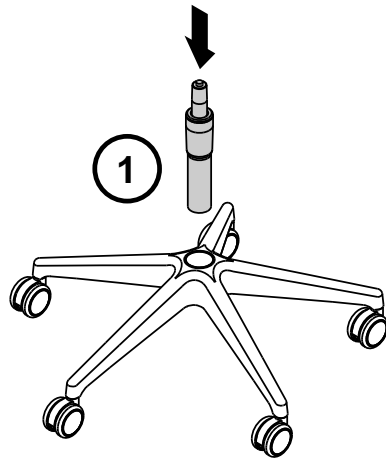
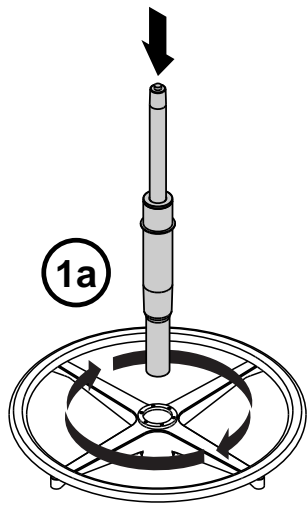
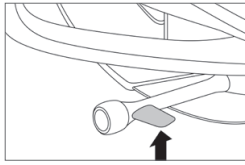


Steelcase Karman™



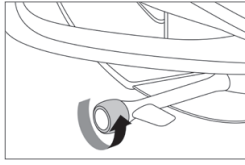
Steelcase



**Seat height**

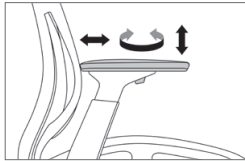
To raise the chair, lift your body weight and pull lever up.

To lower the chair, stay seated and pull lever up.

**Back tension and back angle**

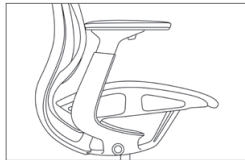
Turn the comfort dial to one of the four comfort settings:

- Upright back lock
- Mid-stop recline
- Full recline with weight-activated tension + 20% boost
- Full recline with weight-activated tension

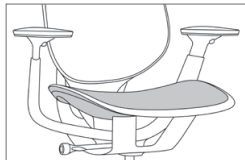
**Height / Width / Pivot / Depth adjustable arms**

Lift button under arm caps to adjust height.

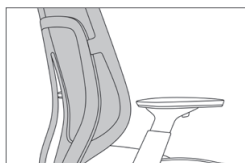
To adjust arm cap position, grasp arm caps and slide or pivot in any direction. Your elbows should stay close to your sides and your wrists straight.

**Organic Movement**

A weight activated mechanism responds automatically to your body as you sit and change postures in every direction.

**Patented hybrid seat**

The suspension seat with integrated cushioning provides maximum comfort for as long as you sit.

**LiveBack™**

LiveBack technology balances body weight, supporting your back and spine while providing responsive, personalized comfort and fit.

**Comfort Edge**

The streamlined frame flexes to eliminate hard edges and pressure points on your legs and body.

CASTERS

The choice of casters depends upon the type of flooring the chair will be used on – for hard floors (such as stone, wood, laminate, linoleum etc) select a soft caster. On soft flooring (carpet etc) select a hard caster.

WARRANTY

Steelcase Karman is tested to 159 Kg and meets ANSI BIFMA requirements. The Steelcase Warranty applies to multi-shift use.

Any servicing of your Steelcase Karman chair must be performed by an authorized Steelcase dealer.