



EVENSKYN
VENUS



USER MANUAL

Premium Eyelid Anti-Aging Device

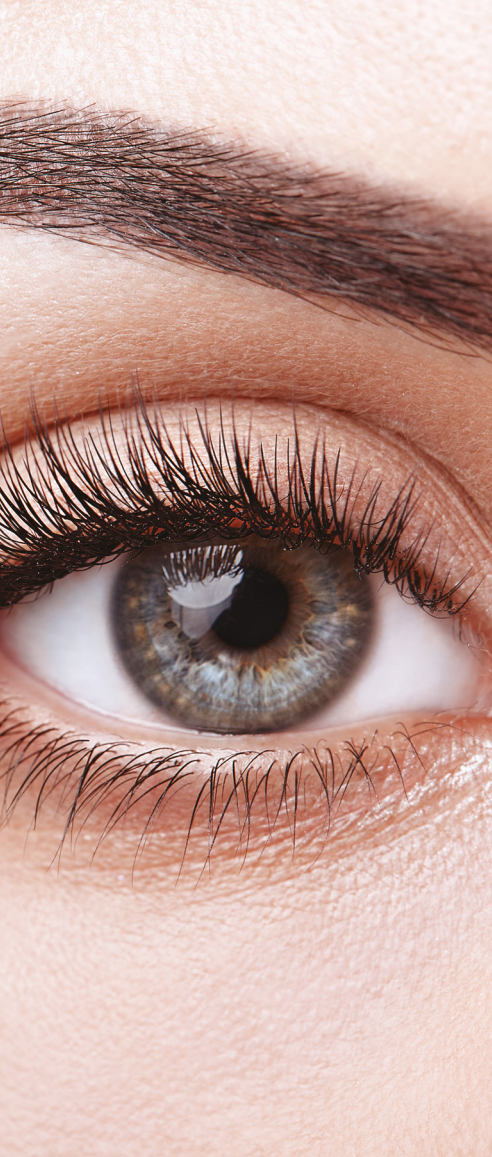


TABLE OF CONTENTS

EvenSkyn® Venus at a glance	4
EvenSkyn® Venus features	5
Featured highlights	6–9
Charging & operating the Venus	10
How to use the Venus	11–14
Important Information	15
Tips	16–17
Duration of Use	18
Frequency of Use	19
Care & Maintenance	20
Specifications	20
Contraindications	21
Safety Tips	22

EVENSKYN® VENUS AT A GLANCE



USB Charging Cable



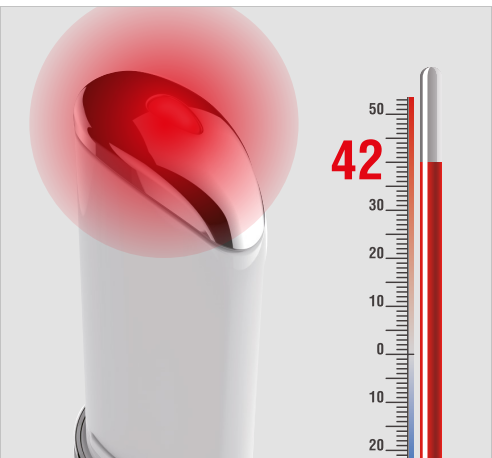
EVENSKYN® VENUS FEATURES

The EvenSkyn® Venus is a premium eyelid anti-aging device that helps soothe the uneven look of aging eyelid skin by helping promote new cell generation and through enhancing existing skin repair processes. It has been specifically designed to reverse signs of aging for sensitive skin around the eyes, such as fine lines, dark circles, and bags under the eyes. To accomplish eyelid skin rejuvenation, it has two effective modes of operation: an active collagen activation mode (indicated when the red LED light is displayed on the skin contact plate/head), and a soothing nutrient uptake & skin firming mode (indicated by the blue LED light).

Using thermal collagen heat activation technology, the Venus applies constant heat at 42°C (107.6°F) which is specifically targeted to the eyelid skin cells. Over successive uses, the collagen activation, aided by the tendering effect of the red LED phototherapy, the active enhanced ionic absorption & nutrient uptake function, and the sonic massaging function result in:

- **Removal of eye bags**
- **Lifting, tightening & firming of eyelid skin**
- **Reduction in dark circles around eyes**
- **Smoothing of eyelid fine lines & wrinkles**

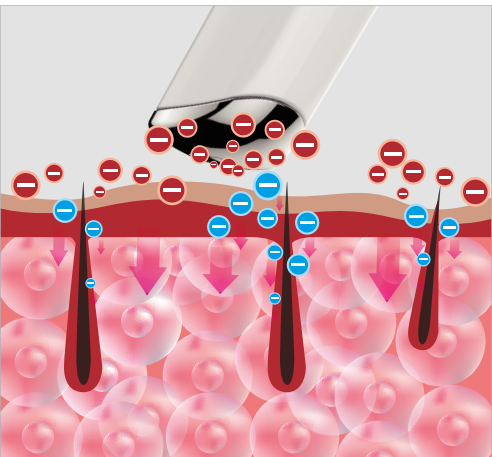
FEATURED HIGHLIGHTS



Thermal Collagen Activation

- A constant temperature of 42°C (107.6°F) is applied to the eyelids. This thermal stimulation promotes the growth of collagen, the fibrous protein important in maintaining the face's youthful look.
- Cell vitality is improved due to the constant heat, as is the absorption rate of eye creams, resulting in visibly reduced lines and eye bags.

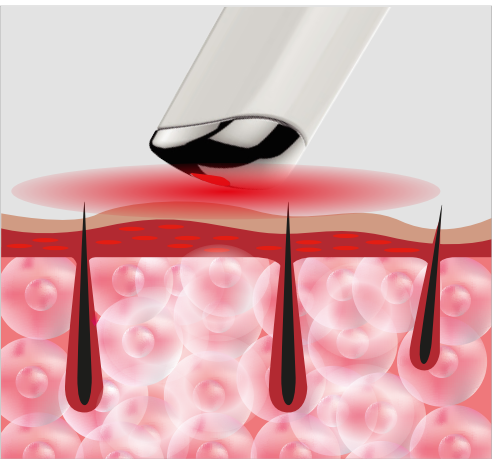
FEATURED HIGHLIGHTS



Nutrient Uptake / Ion-Import

- Skin permeability is affected in favor of absorption of anti-aging eye care products such as nourishing and revitalizing serums through iontophoresis that uses a voltage gradient on the skin to help enhance the transport of molecules.

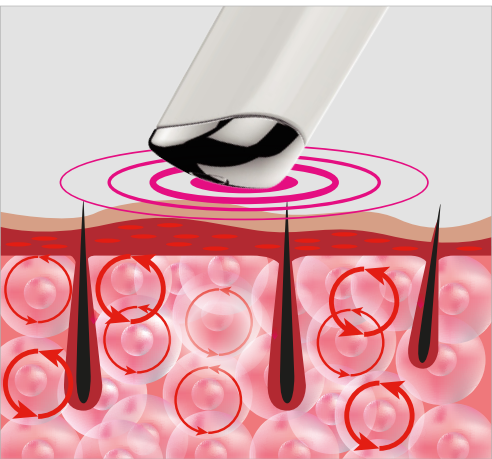
FEATURED HIGHLIGHTS



LED Phototherapy

- Red and blue light work at different wavelengths to achieve different goals. Whereas red light therapy reduces inflammation and stimulates collagen (and is thus ideal for reversing wrinkles and fine lines), blue light helps kill bacteria, decreases scarring, and promotes anti-inflammatory effects (ideal for use at the end of treatment).

FEATURED HIGHLIGHTS



Sonic Massaging

- The sonic massaging feature induces increased synthesis of structural proteins responsible for cell rigidity, resulting in the improvement of wrinkles with successive (typically weekly) uses. In this mode, the device head gently and intermittently oscillates 12,000 times per minute to relax eye muscles & helps restore eyelid skin vitality.

CHARGING & OPERATING THE VENUS

Firmly insert and connect the provided USB power cable to the device, as well as to a computer, AC power bank or any powered USB power source to begin charging. Once properly plugged in, the red light will softly blink in and out, indicating that the device is charging. Once fully charged, the blue light softly blinking means that the device is fully charged.

Once charged, hold the power button to turn on the device. The metal head of the device with the Red/Blue LED will light up and indicate that the device is turned on. However, do note that skin contact (along with a cream having already been applied to the eyelids and surrounding areas to be treated) is required for the device to work. Similar to turning on the device, to turn the device off, simply hold down the power button until the LED light in the metal head turns off completely.



The Venus, when fully charged, will hold an approximate charge for 60 minutes of sustained use. With a maximum of five minutes of use per week recommended, this should allow for multiple uses before the device needs to be charged.

HOW TO USE THE VENUS

1. Remove the device cap.



2. Hold down the power button for two to three seconds.




3. Apply the desired anti-aging, or nourishing eye cream to your eyelids.



HOW TO USE THE VENUS

4. Short press the power button to change mode and ensure that the top device head shows the Red LED color.

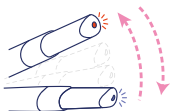


5. Starting with the lower eyelids, in the area below the tear duct, hold the device head against the skin and gently glide the device across the lower eyelid. Repeat this motion a few times before doing the lower eyelid of the other eye and subsequently move to do both upper eyelids.



HOW TO USE THE VENUS

- You may then gently give the device a shake or short press the power button to switch from the anti-wrinkle Red LED mode to the Blue LED mode, which soothes the skin. Similar to the Red LED mode, you may apply any desired anti-aging or nourishing cream to the areas above and below the eyes when using the device in the Blue LED calming and soothing mode. For complete coverage, when doing the area of the upper eyelids, glide the device away from the area above the glabella (area between eyebrows), around and above the eyebrow arches to the side of the head where the eyebrows end (essentially, above the beginning and end of the whole of each eyebrow). You may then treat the lower eyelids in a gentle gliding motion that moves away from the nose bridge.

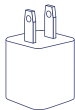
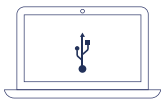


HOW TO USE THE VENUS

7. Holding the device at a 45° against the eyelid skin will allow for maximum contact and rejuvenation. Once you have treated the desired areas, please clean the metal head with a cotton pad that has been wetted with water.



8. Although not needed after every use, you may plug the device in to charge.



IMPORTANT INFORMATION

For Vibration, LED & Thermal Stimulation:

Ensure you are touching the silver trim around the power button while using the device. This ensures conduction and vibrations are continuous.



LED & Heating Mode only (no vibrations):

If you want to use the device without the sonic vibrations, ensure you are holding the white parts of the device only, and not make any skin contact with the silver trim around the power button. If your skin makes contact with the silver trim, vibrations will resume.

TIPS



1. First dab/tap skin cream in spots around your eyes. Then softly massage it in.



2. Hold the device flat against the eyelid skin and, starting with the area below the tear ducts, gently glide the device across the eyelid. The device will vibrate when full in contact with the skin.

TIPS



3. For best results, softly press and hold the device against the skin for 10 seconds in the areas indicated above. Repeat 2 to 3 times.



4. As a final step, you may go around each eye in a circular motion, as shown above. This is to get full skin coverage and may be done 3 to 5 times per eye.

DURATION OF USE

5-8 min/per Session

The recommended usage duration for the EvenSkyn® Venus is between 5 to 8 minutes in total for both eyes, per session.




Note: It is not recommended that a user of the device exceed the single session 8 minute total usage duration threshold.



FREQUENCY OF USE

The frequency of use of the EvenSkyn® Venus is dictated by a user's age, as well as other external factors affecting the severity and pace of aging.

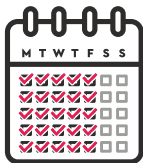


Under 40 years old

Individuals under the age of 40, or those with minor signs of aging, may use the device on alternating days of the week, and ideally limiting usage to 3 to 4 times a week.

Above 40 years old

Individuals over the age of 40, or those with noticeable signs of aging ought to use the device for a maximum of five times a week, for 5 to 8 minutes per session.



Note: For clarity, all users of the device, irrespective of age, may still make use of the device up to a maximum of five times a week, however, no session should exceed 8 minutes of total use time (for both eyes).

For best results, use the Venus in tandem with dedicated eye creams and/or anti-aging serums.

CARE & MAINTENANCE

- The EvenSkyn® Venus is water-resistant but not waterproof. Please exercise care not to submerge the device in water, which will likely cause the device to malfunction.
- However, the section around the device head is sealed to an IPX-4 rating which will protect that section of the device against splashing water from any angle.
- Ideally, after each use, using a damp cotton pad or clean cloth that has been wetted with water, wipe the device and place the cap back on the device.
- Store the device in a cool, dry place.
- Ensure that you keep the USB power cord away from a water source.

SPECIFICATIONS

MODEL: EvenSkyn® Venus: Premium Eyelid Anti-Aging Device

BATTERY: 320mAh Lithium-ion battery

SIZE: 14.4 × 2.3 × 2.1 cm

TECHNOLOGIES: Phototherapy, Thermal Collagen Stimulation, Sonic Massaging & Ion-Assisted Absorption

FUNCTIONS: Eyelid skin rejuvenation & wrinkle removal / treatment of eye bags, eye puffiness and fatigue

Designed by EvenSkyn in Canada.

Assembled in China.

CONTRAINDICATIONS

The EvenSkyn® Venus is manufactured to a very high engineering standard, and with multiple certifications, it is a relatively safe device to use with minimum contraindications. However, caution is advisable in the following instances:

- Atopic dermatitis (eczema) around the eyes and temple area
- Excessive sun exposure around the eyes and the temple area resulting in a sunburn
- Lack of heat sensation in the skin area being treated

SAFETY TIPS

Testing:

The EvenSkyn Venus can also be used to regenerate and rejuvenate lips. Thus, where it is advisable and/or appropriate, testing it on the lips first for a few uses before using it on the eyes may help confirm the device's suitability for an individual.

Consultation:

It is highly recommended and advisable that, where possible, users of the EvenSkyn Venus consult a certified physician to confirm that they do not have any preexisting conditions that limit their ability to take advantage of the Venus, and to ensure that they are suitable candidates for using the device.

Research:

It is advisable that any eye cream that is applied to the eyelids when using the Venus be carefully selected by the individual to ensure that it meets local certification standards, and contains pure, proven, high-quality ingredients.

Pragmatism:

Users of the Venus are encouraged to understand the device fully and to exercise pragmatism. They may do so by getting in touch with EvenSkyn, by reading the User Manual, and by following logical steps, such as cleansing the face prior to treatment, ensuring the device is always kept away from water, and by ensuring that their eyes are kept closed as much as possible (for maximum coverage and safety) when using the device.



EVENSKYN
VENUS

@evenskyn



www.evenskyn.com

email us at support@evenskyn.com or
call us at 1-866-evn-skyn (386-7596)

© 2021 EVENSKYN®