



EVENSKYN
MIRAGE



USER MANUAL

Pro LED Phototherapy Face Mask



TABLE OF CONTENTS

EvenSkyn® Mirage At A Glance	4
Mirage Overview	5-6
Functional Highlights	7
How To Use The Mirage	8-10
Recommendations & General Guidelines	11
Contraindications	12
Usage Tips	13
Care & Maintenance	13
Warranty	13
Specifications	14

EVENSKYN® MIRAGE AT A GLANCE

Mask Support Straps

Mask Support Straps

- 1 x Mirage Pro Face Mask
- 1 x USB-C Power Cable
- 1 x Mirage Pro Base
- 1 x Mask Support Straps
- 1 x Mask Remote Control
- 1 x User Manual



Mirage Pro Base

Remote Control



USB-C Power Cable



MIRAGE OVERVIEW

The EvenSkyn® Mirage Pro LED Phototherapy Face Mask is an anti-aging & skin rejuvenation phototherapy face mask that incorporates an industry-leading 204 individual units of the most powerful Light Emitting Diodes (LEDs) ever manufactured. The face mask, although primarily engineering and designed with the goal of reversing signs of aging such as fine lines and wrinkles characteristic of aging skin, doubles as an anti-acne and skin brightening device. Its state-of-the-art professional-grade LED array selectively alternates wavelengths based on automatic or manual selections to help you achieve key skin outcomes.



Red Light Phototherapy (Anti-Aging mode)

The red light helps increase the natural production of collagen, and helps even skin texture. It also has the effect of smoothing out wrinkles and fine lines. The EvenSkyn® Mirage's red light can also minimize the appearance of age spots and sunspots.



Blue Light Phototherapy (Acne-treatment mode)

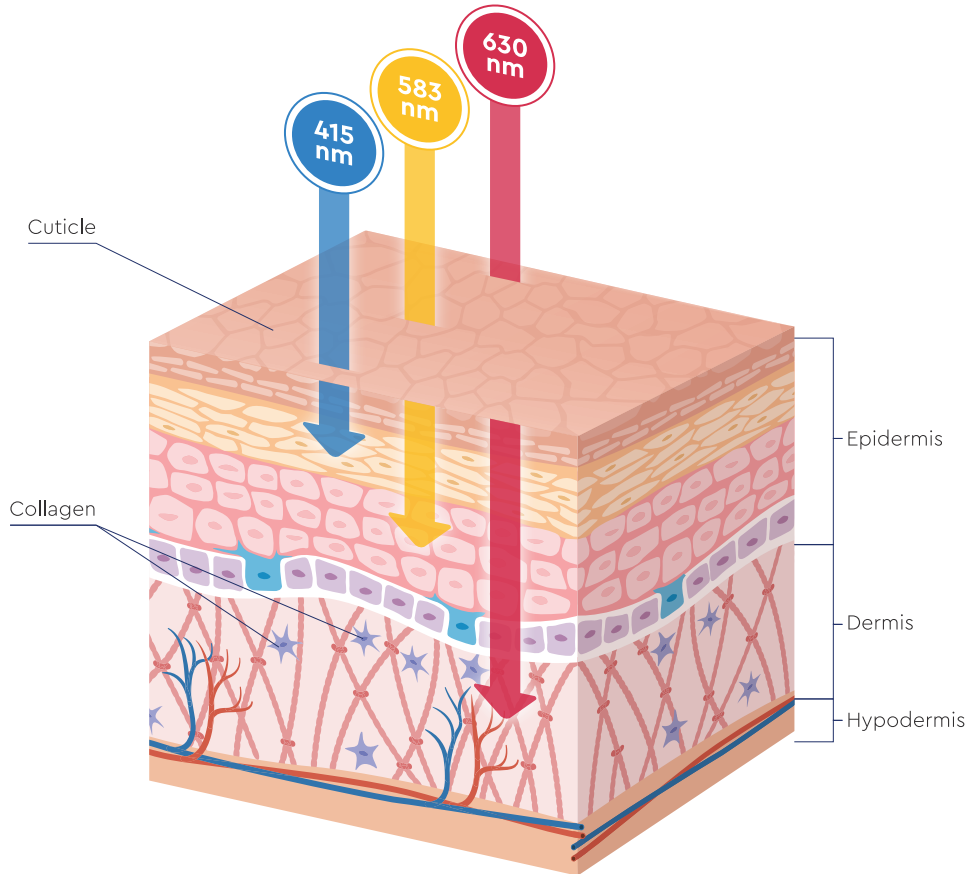
Blue light, with its peak wavelength at 415nm, helps kill acne-causing bacteria *Cutibacterium acnes*, thus helping provide relief from inflammatory acne (at a depth of 1mm). It also helps with moderating sebaceous gland activity and skin breakouts.



Yellow Light Phototherapy (Photo-rejuvenation mode)

At a wavelength of 583nm, Yellow light penetrates up to 2mm and can help with skin dullness by brightening the skin through increasing blood circulation, as well as improving skin texture and scarring given enhanced cell activity. Yellow light also helps promote wound healing, improve rosacea, skin redness, and has been shown to be anti-inflammatory.

MIRAGE OVERVIEW



FUNCTIONAL HIGHLIGHTS



Auto & Manual Modes

There are two modes: automatic and manual. The default operation time of the automatic mode is 25 minutes: red light for 9 minutes, blue light for 8 minutes, and yellow light for 8 minutes, in sequence.

The default brightness of the light intensity is medium. It may be adjusted one level up or one level down.



Non-Heat LEDs

The Mirage Pro mask utilizes EvenSkyn's most advanced LED array of non-heat LEDs that emit no perceptible heat. This makes the wearing of the mask for longer durations more comfortable.



Tension-Free Support Design

The mask has been designed with a horizontal attachment (above the head) and support straps (that go around the head) to alleviate issues and discomfort relating to soreness or tension of key facial areas (such as the nose bridge).



Eye Protection

Despite phototherapy light having been shown to be safe for the eyes, the Mirage Pro incorporates eye protection supports out of an abundance of caution to protect the eyes from the intensity of its industry-leading professional-grade LEDs.



Digital Remote

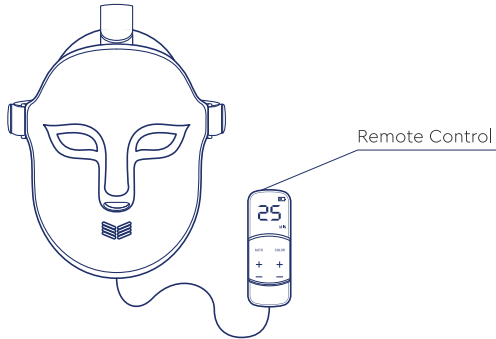
The Mirage Pro face mask is operated using its digital multi-functional remote that not only doubles as a power bank but also showcases important information such as remaining battery life and session minutes.



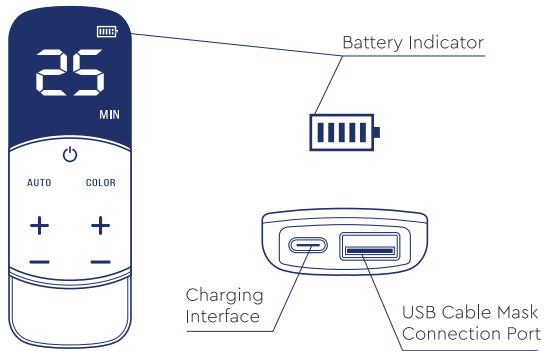
Base Storage Station

The mask comes complete with a sturdy support base where, after having been cleaned after use, it may be kept. The base also incorporates a specific slot designed for the safekeeping of the mask remote.

HOW TO USE THE MIRAGE

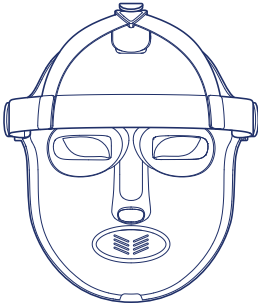


1. Ensure the mask is fully charged by first plugging in the remote control to a power source using the USB cable. The battery indicator on the top-right corner of the remote control screen should show loading battery bars as its battery charges.

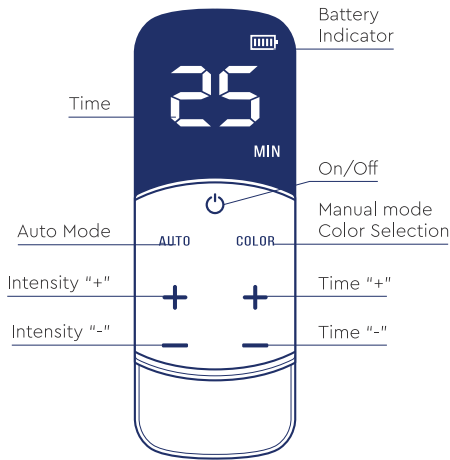


2. Once the battery indicator on the remote shows the battery as full, connect the USB-A connector to the remote control and plug the USB-C (smaller connector of the cable) to the USB-C outlet on the bottom of the mask.

HOW TO USE THE MIRAGE



3. Ensure a snug fit of the mask around your head with the support straps provided prior to commencing usage.

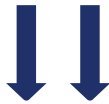


4. Hold down the power button on the remote of the Mirage Pro LED face mask to turn the mask on. This will immediately begin the 25-minute default treatment cycle that cycles between red, blue and yellow lights, respectively.

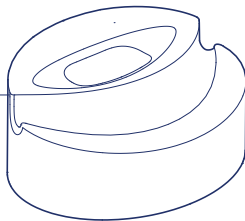
A: Instead of using the mask in its automatic 25-minute default treatment cycle, you may opt to manually select the red (anti-aging), blue (anti-acne) or yellow (healing & skin vitality) modes individually by clicking on the 'color' button on the remote control, and selecting the desired time by pressing the '+' or '-' button right below the 'color' button.

B: For individually selectable color modes, the maximum usage time for red and yellow colors is 17 minutes, while the maximum allowable usage time for blue light is up to 25 minutes.

HOW TO USE THE MIRAGE



Storage Base



5. Once the set time has lapsed, the mask will automatically stop powering the LEDs and will go into standby mode.

6. Ensure the device is turned off, and the cable unplugged, before wiping the device clean with disinfecting wipes and returning it to the provided storage base station.

RECOMMENDATIONS & GENERAL GUIDELINES

Cleansing Prior To Use: Wash & dry your face prior to using the Mirage Pro LED face mask. Having the skin free of skin products (especially those containing light-blocking SPF products) or makeup ensures proper penetration of the light.

Where available, always opt for gently cleaning the mask with alcohol disinfecting wipes before and after use.

General Usage: Maximum usage should be limited to 25-minutes per day, whether an individual light mode is selected manually, or if the mask is used in the default automatic mode. The mask can be used by adults (over the age of 18) daily in the Automatic mode, which cycles through all of the light wavelength variations for pre-selected optimal durations.

Specific goal-based usage:

Anti-Aging: For anti-aging, the mask can be used for the full maximum duration of 17 minutes (per day) in the red light mode daily for six days consecutively, after which it needs to be used once every other day (on alternating days) until desired results are achieved.

Acne Treatment: For acne treatment, the mask can be used once for a maximum of 25 minutes in the blue light manually-selectable mode daily, until the acne is resolved, without requiring rest days in between uses.

Skin Healing, Vitality & Brightening: Similar to acne-treating blue light therapy, the healing & vitalizing yellow light mode can be used continuously (once daily) for the daily maximum duration of 17 minutes, without requiring days off between sessions.

Maintenance: For healthy, youthful, acne and damage-free skin, where the only goal is maintenance of healthy skin texture & tone, the Mirage Pro mask need only be used once every 5 to 7 days.

Eye Care: The Mirage Pro uses high-powered non-heat LEDs, and as such, comes with eye protection built-in to shield the eyes from the intense energy output from the LEDs.

Although not necessary, given the built-in eye protection guards, it is safest to keep the eye closed, where possible, when using the mask.

After Care: Immediately following treatment apply a serum or moisturizer.

For best results use a peptide serum after red light therapy, vitamin C serum after yellow light therapy or a soothing serum after blue light therapy.

Please note that it is normal for the skin to feel red/hot, potential sebum and acne bulges after using the LED face mask.

CONTRAINDICATIONS

Please do not use the EvenSkyn® Mirage Pro LED Face Mask if you are:

- Sensitive to light and/or suffer from either of:
- Lack of pigment / albinism
- Any condition that may render you photosensitive
- Lupus erythematosus
- Predisposed to a genetic condition where it would be inadvisable to undergo a phototherapy treatment
- Pregnant and/or breast-feeding
- Taking medication, prescription or otherwise, that may cause you to be photosensitive, or where phototherapy become inadvisable for another reason
- Where it is against the advice of a certified medical practitioner to undergo photo light therapy.

In addition to consulting a Board certified physician on your suitability as a candidate who may benefit from photo light therapy, and from specifically using the EvenSkyn® Mirage Pro LED Anti-Aging Face Mask, you are encouraged to perform a safety test for photosensitivity. You may do a quick test of the device by placing it facing one of your limbs for 3 to 4 minutes while turned on. If redness is caused that lasts in excess of 120 minutes, please contact your physicians as this is a strong indicator that your skin may be sensitive to light.

USAGE TIPS

- **For best results:** use the EvenSkyn® Mirage Pro LED Phototherapy Face Mask daily.
- **Anti-Aging:** For best-anti aging results, focus on using the device mostly in the red LED light mode (dedicated use up to 17 minutes daily in the manually-selectable red light mode). This is due to the fact that the red light mode specifically helps with increasing the natural production of collagen, reducing fine lines & wrinkles, smoothing the skin's texture and minimizing the appearance of spots caused by aging and excessive sun exposure.
- **Anti-Acne:** For best-acne results, focus on using the device mostly in the blue LED light mode (dedicated use up to 25 minutes daily in the manually-selectable blue light mode). The blue light improves acne-prone skin by destroying acne-causing bacteria, while also helping calm inflamed skin.
- **Skin Vitality:** Focused use in the yellow light mode can help with wound healing, collagen induction, skin hydration and improving the overall health of the skin (where a maximum of up to 17 minutes of daily usage in the manually-selectable yellow light mode is allowed).

CARE & MAINTENANCE

- This Mirage Pro mask requires cleaning to ensure proper ongoing performance and long-term effectiveness. The device is not waterproof, however it has been built to a high standard, thus allowing for it to be cleaned (both on the inside, as well as the outside, except electric ports) with alcohol wipes and/or a damp cloth. Doing so will ensure the removal of skin oils and other unwanted residue.
- If using a damp cloth to clean, it is recommended that a microfiber cloth be used to avoid scratching the glossy surfaces.
- Prior to use, or after having cleaned it following use, ensure the mask is completely dry.
- Avoid using harsh chemicals when trying to clean the mask to avoid discoloration or malfunction.

WARRANTY

This product, by default, is covered by a standard one year Manufacturer Warranty. The manufacturer, EVENSKYN CORPORATION, warrants this product to be free from defects in workmanship and materials, under normal residential use and conditions, for a period of one (1) year for the original invoice date. Shipping and handling fees are to be paid for by the customer.

SPECIFICATIONS

PRODUCT NAME: EvenSkyn® Mirage Pro LED
Phototherapy Face Mask

RATED VOLTAGE: DC 5V 1A

BATTERY CAPACITY: 1500mA

RATED POWER: 3.7W

PRODUCT SIZE: 272.8mm X 225mm x 150mm

PACKAGE SIZE: 390 x238 × 130mm

NEW WEIGHT: 315g

CHARGING TIME: 2.5H

WAVELENGTHS:

Red Light: 630nm ± 3nm

Blue Light: 415nm ± 3nm

Yellow Light: 583nm ± 3nm

MAXIMUM PHOTOTHERAPY POWER:

Maximum Phototherapy Power

Red: 40mW/cm² Yellow: 40mW/cm²

Blue: 60mW/cm²

Cumulative (204 LED) Output in Joules:

Red: 489.6 Joules/Minute

Yellow: 489.6 Joules/Minute


Blue: 734.4 Joules/Minute





EVENSKYN
MIRAGE

@evenskyn



www.evenskyn.com
email us at support@evenskyn.com or
call us at 1-866-evn-skyn (386-7596)

© 2021 EvenSkyn®