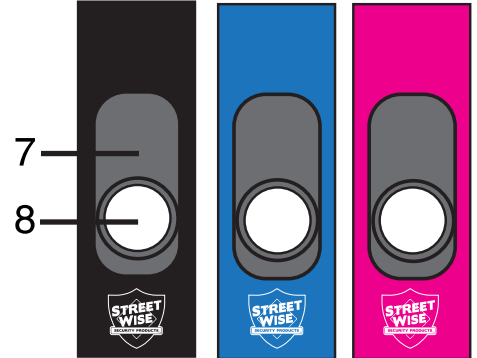
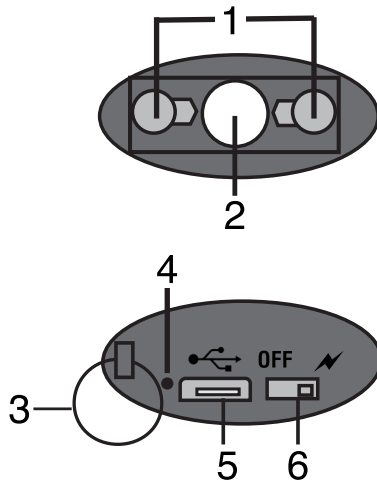




# USB SECURE

SWUSB22BK,BL,PK  
Instruction Manual

1. Contact Probes
2. Flashlight
3. Key Ring
4. Charging Indicator Light
5. Charging Port
6. Safety Switch
7. Flashlight Switch
8. Stun Button



## Charging the Batteries

1. The rechargeable batteries are already installed. The unit cannot be opened, as this will void the warranty.
2. Before use, the stun gun will need to be charged for 2-3 hours. Using the included charging cord, plug the mini USB end into the charging port on the stun gun and the other end into a USB charging device (computer, wall charger or car plug). The Charging Indicator Light will come on while charging and will turn off when the unit is fully charged..

**IMPORTANT:** Do not charge for more than 8 hours at a time. Although the USB Secure has built-in Overcharge Protection, overcharging can damage the unit and void the warranty. If the LED Flashlight is used frequently or if the electrical charge produced by the stun gun becomes noticeably weaker, the unit will need to be recharged.

## Using the Flashlight

1. Slide the spring-loaded Flashlight Switch located on the side of the unit up/forward to activate the flashlight.
2. Release the Flashlight Switch and the light will turn off.

## Testing the Stun Gun

(WARNING: Do not test fire the stun gun for more than 1 second as this will damage the unit and void the warranty.)

1. Slide the Safety Switch located on the bottom of the unit to the right position (under the lightning symbol).
2. Press the White Stun Button on the side of the unit to test the stun gun. You will both see and hear an electrical charge fire across the top of the unit between the Contact Probes.
3. When test firing the unit, do not hold for more than 1 second. Slide the Safety Switch to the left position to turn the safety back on.

## Using the Stun Gun in Self Defense

1. Slide the Safety Switch located on the bottom of the unit to the right position (under the

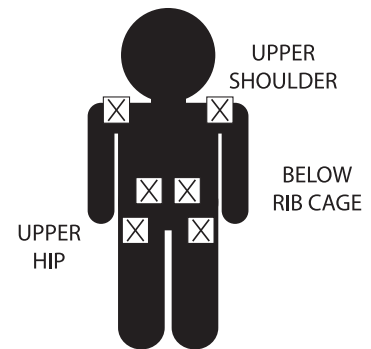
lightning symbol).

2. Touch your assailant's body with the contact probes on the top of the unit and activate the stun gun by pressing the White Stun Button.

3. Touching anywhere on the assailant's body will have an effect; however, the maximum effect is achieved in the areas shown to the right:

4. When touching the assailant's body, you will not see or hear the electrical charge as you do when the unit is test fired. You can hold down the Stun Activation Button for more than a second, as this will not damage the unit, as it will when being test fired.

5. You do not have to be concerned about the effects of the charge being transferred to you. Even if the assailant touches you while being stunned, you will not feel the effects of the charge.



### Effects of the Unit on an Assailant

1. Touching an assailant for less than a second will cause minor muscle contractions and have a repelling effect.

2. Touching an assailant for 1-2 seconds will cause muscle spasms and a dazed mental state.

3. Touching an assailant for 3-5 seconds will cause loss of balance and muscle control, total mental confusion, and disorientation. All effects to the assailant are temporary; the stun gun can cause no permanent harm. (NOTE: The device should not be used for longer than 5 seconds.)

### WARRANTY

*Streetwise Security Products* extends a lifetime warranty to the SWUSB22BK,BL,PK against defects in materials or workmanship, with the following exceptions:

1. The warranty does not cover damage resulting from accident, misuse or abuse, lack of reasonable care, moisture, the affixing of any attachment not provided with the product, loss of parts, or recharging the unit in any manner not in accordance with the included instructions.

2. The warranty will be voided if the unit has been opened or tampered with in any way (unless by an authorized dealer) or if any unauthorized replacement parts have been used.

**NOTICE:** Purchaser must check and abide by all local laws governing the possession and use of stun guns. In addition, the stun gun must only be used in a lawful manner for self-defense. NOTE: Not to be used on children, persons with heart disease, or any vital part of the human body. Not to be stored or used in environments where it is damp or humid or where there are extreme hot or cold temperatures. Do not use on metal objects.

**Conditions of Sale:** Purchase of this product is an agreement by the purchaser/user to hold all sellers and manufacturers harmless of all liabilities and damages.

**To Obtain Service:** Contact the Authorized Dealer from whom you purchased this unit for a Return Merchandise Authorization. The return unit must be sent postage prepaid and proof of purchase is required. Damage or loss occurring during shipment is not covered by this warranty.

***The USB SECURE is not a functioning flash drive.***